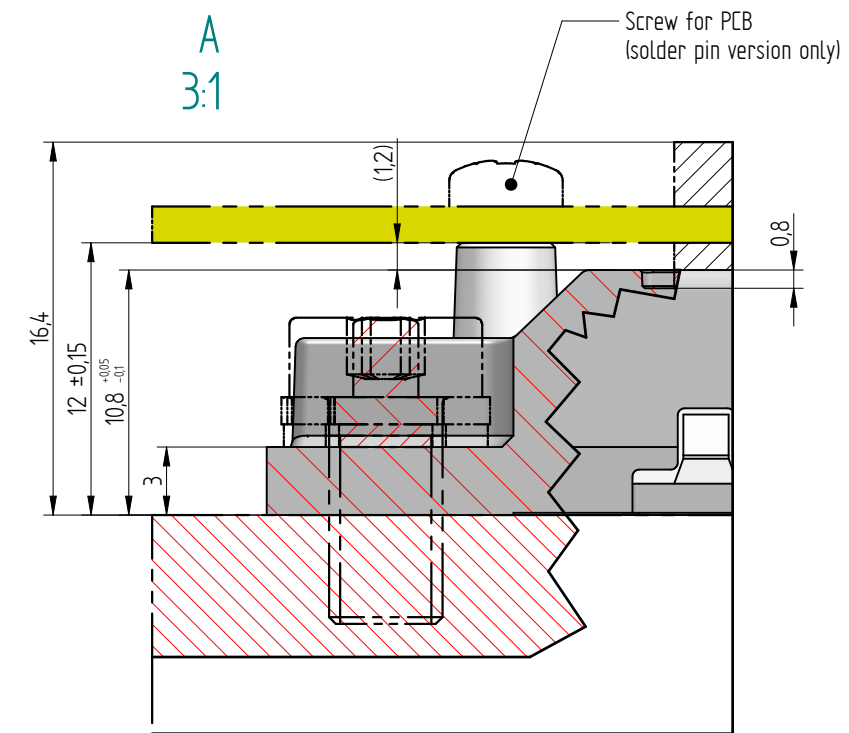
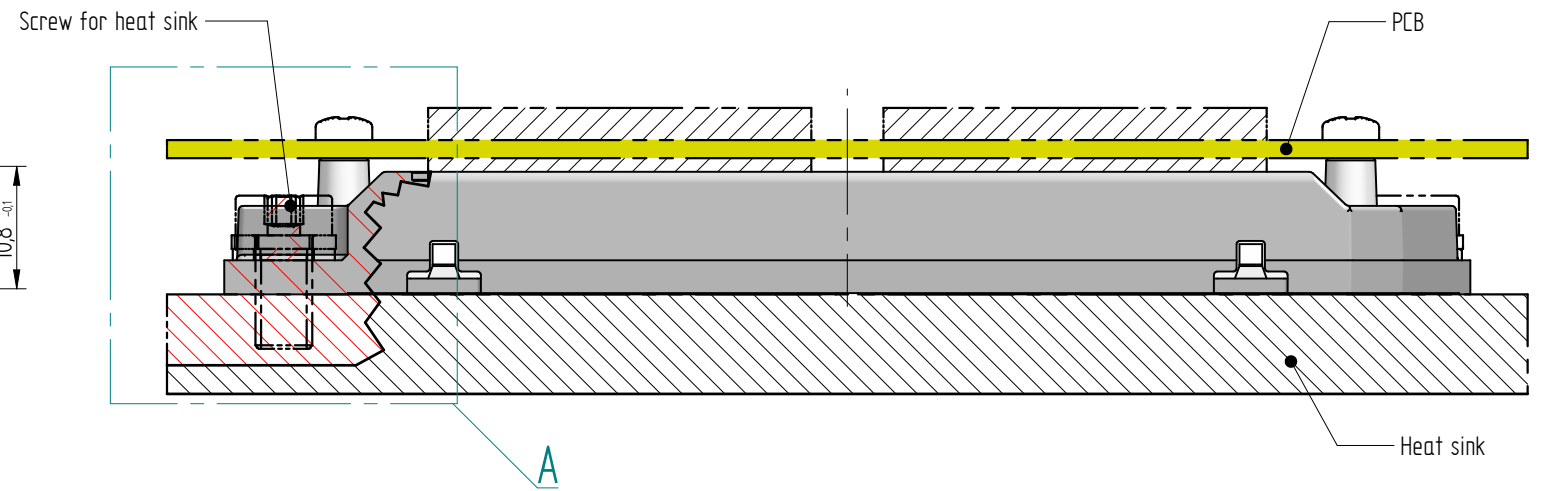
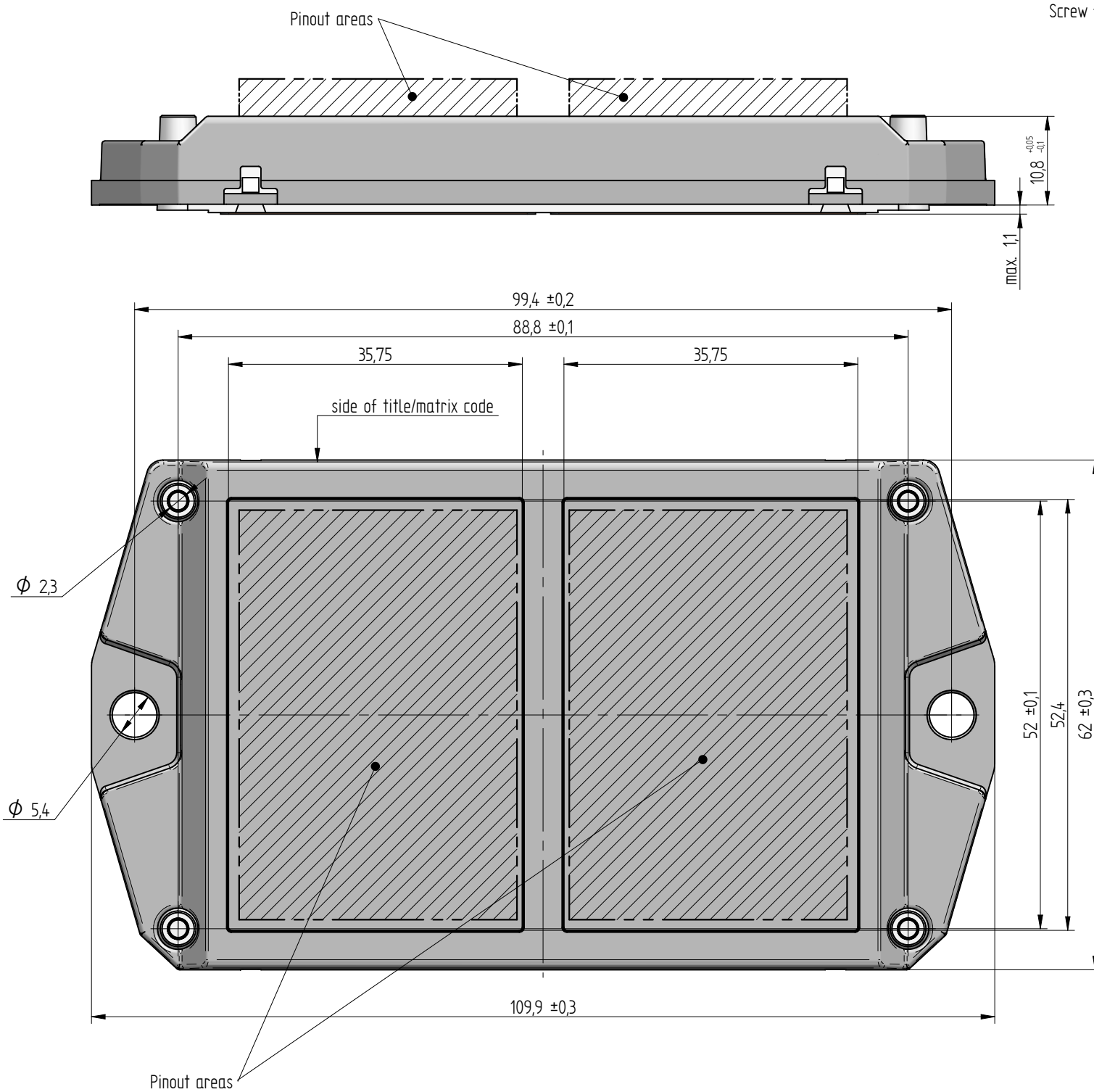


# Before mounting

# After mounting



Proprietary data, company confidential. All rights reserved.

PCB specification according to the actual handling instruction document  
Refer to the module datasheet for actual pinout and 3D-CAD model

01	01.02.2022	Initial release	M. Buza	Zs. Gyimóthy	Package Drawing	View scale 1,5:1		
Rev.	Date	Alteration	Designed	Approved		Page 1/1		
General tolerances ISO 2768 - m , K			Ps A3			FlowE3-4T12.*-PD Drawing alteration in revision: {}		
Linear dimensions		$x < 0,5 \pm 0,05$	$0,5 \leq x < 6 \pm 0,1$	$6 \leq x < 30 \pm 0,2$			$30 \leq x < 120 \pm 0,3$	$120 < x \pm 0,5$
Chamfers, radii		$x < 0,3 \pm 0,05$	$0,3 \leq x < 0,5 \pm 0,1$	$0,5 \leq x < 3 \pm 0,2$			$3 \leq x < 6 \pm 0,5$	$6 < x \pm 1$
References			Inspectional dim:  Revision number (Rev.): *		IP Development			