




Vincotech



**POWER
MODULES**

2018/2019

EMPOWERING YOUR IDEAS

CONTENT

VINCOTECH ABOUT US

PAGE 04 – 05

VINCOTECH TECHNOLOGY GROUPS

Direct Pressed DCB

PAGE 06

Thick Film Based IPM Platform

PAGE 06

DCB Substrate on Cu-Baseplate
[BasePlate-Less Modules]

PAGE 06

DCB Substrate on Cu-Baseplate
IPM Platform

PAGE 07

DBC Substrate on Cu-Baseplate
with Screw contacts

PAGE 07

Direct Pressed DCB
with SPRING contacts

PAGE 07

VINCOTECH ADVANCED MODULE TECHNOLOGY

Substrate Materials

/ Si₃N₄

/ ALN

PAGE 08 – 09

Vincotech – SiC-based Power Modules

PAGE 10 – 11

INTERCONNECTION

/ SINTERED AG [DIE ATTACH TECHNOLOGY]

/ PHASE-CHANGE MATERIAL

/ PRESS-FIT TECHNOLOGY

PAGE 12 – 17

EXCEPTIONAL HOUSINGS

Vincotech – *flow*PIM & *flow*PACK E1/E2

PAGE 18 – 19

/ *flow*90 HOUSING

/ *flow* 0B HOUSING

/ VINco X

/ VINco E3

/ MiniSKiiP®

PAGE 20 – 27

RELIABLE PARTNERSHIP

PAGE 28 – 29

INTEGRATED SIMULATION ENVIRONMENT TOOL

PAGE 30 – 31

APPLICATION-SPECIFIC SOLUTIONS

PAGE 32 – 33

VINCOTECH MARKETS & APPLICATIONS

PAGE 34 – 35

VINCOTECH TOPOLOGIES OVERVIEW

PAGE 38 – 43

VINCOTECH PRODUCTS

RECTIFIER [+BRAKE]

PAGE 45

SIXPACK

PAGE 51

SIXPACK+RECTIFIER

PAGE 67

SEVENPACK

PAGE 71

PIM [CIB]

PAGE 75

PIM+PFC [CIP]

PAGE 89

IPM [C9IB]

PAGE 93

IPM [CIP/PIM+PFC]

PAGE 97

HALF-BRIDGE

PAGE 99

H-BRIDGE

PAGE 105

SINGLE-PHASE INVERTER

PAGE 113

H6.5

PAGE 119

BOOSTER

PAGE 123

BOOSTER-SYMMETRIC

PAGE 131

Buck-Booster Symmetric

PAGE 139

PFC [Single-phase applications]

PAGE 143

PFC [Three-phase applications]

PAGE 147

Three-level NPC [I-Type]

PAGE 153

Three-level MNPC [T-Type]

PAGE 165

Three-level ANPC

PAGE 173

VINCOTECH SCHEMATICS / HOUSINGS

PAGE 175

VINCOTECH NAMING SYSTEM

PAGE 206

VINCOTECH WORLDWIDE

PAGE 210

**FAST
FLEXIBLE**

**CUSTOMER
FOCUSED
SOLUTIONS**

Vincotech, an Independent Company within the Mitsubishi Electric Corporation, is a Market Leader and Your Reliable Partner in Power Modules

Established and dependable, Vincotech is the partner of choice when it comes to designing and building power modules for motion control, renewable energy, and power supply applications, setting performance standards for both off-the-shelf and application-specific solutions.

An independently operating affiliate of Mitsubishi Electric Corporation staffed with around 800 people worldwide,

Vincotech delivers fast, flexible and customer-focused solutions, service and support to empower customers' ideas.

Headquartered in Unterhaching near Munich, Germany, Vincotech also owns and operates a production site in Bicske, Hungary. This ISO / TS16949- and ISO14001-certified factory develops and manufactures all power modules.

Engineered to comply with the RoHS and REACH standards, these modules are subjected to a battery of electrical and functional tests prior to packaging to ensure they fully satisfy Vincotech's rigorous standards for quality.

Vincotech, your reliable partner of choice.

The name Vincotech stands for highest product reliability, excellent customer service, and flexible, competitive solutions, all of which culminate in outstanding customer satisfaction.

A highly motivated and experienced engineering team at the R&D facility, supported by skilled technical service crews in all major regions, provides the underpinning for the company's strong technology portfolio.

VINCOTECH TECHNOLOGY GROUPS

Direct Pressed DCB


[Baseplate-less Modules]

Modules without baseplates are ready for assembly and can be pressed directly to the heat sink. A reliable and cost-effective solution for applications where thermal capacity is not an issue.

These modules are the perfect substitute for solid copper or aluminum silicon carbide baseplates.

Description:

- / Single DCB substrate
- / W/o baseplate
- / Modules to be pressed directly to the application heat sink
- / Variable pins
- Solder pins / Press-fit pins



Thick Film Based

IPM Platform


Thick film serves to produce highly integrated power modules in an additive process where various layers of conduction and insulation materials are printed on a ceramic sheet.

The layers can form tracks, pads, or resistors. This technology offers good thermal conductivity, the option of creating layouts similar to a PCB, and freedom in designing housings and pins.

Thick film is a mature technology, having seen several years of use, particularly in critical automotive and other applications.

Description:

- / Single substrate TF Al₂O₃
- / Printed AgPd connection tracks
- / Printed, laser-trimmed resistive tracks
- / Bare die / SMD component mix
- / Variable pins
- Solder pins / Press-fit pins




DCB Substrate on Cu-Baseplate

Power modules with baseplates are more robust, extend systems' life and enlarge the active area for heat to flow from the module to the heat sink.

A module with a baseplate can dissipate up to 48% more power. This results in more available inverter power or in reduced junction temperatures. Modules also last longer with the benefit of baseplates' superior thermal dissipation.

Description:

- / Multiple DCB substrates on Cu baseplate
- / Baseplate screwed to the heat sink
- / Variable pins
- Solder pins / Press-fit pins




DCB Substrate on Cu-Baseplate Based IPM Platform

IPM platforms with a baseplate can accommodate various topologies as well as a gate drive circuit, SMPS, voltage and current sensors, and many other components. A typical six-pack topology is the most frequently used option. The power semiconductors are bonded directly to a standard PCB that holds the discrete components.

Description:

- / Multiple substrates on Cu baseplate
- / Baseplate screwed to the heat sink
- / Variable interconnect technology
- / PCB-DBC wire interconnection




DCB Substrate on Cu-Baseplate with Screw Contacts

Vincotech high-power modules come in a low inductive package for high-power applications. Optimized for three-level topologies, these modules allow for high switching frequencies and fully symmetrical layouts.

Description:

- / One or several Cu baseplates
- / Baseplate[s] screwed to heat sink
- / Press-fit or solder pins for signal leads
- / Cu screw contact with nuts for power leads



Direct Pressed DCB

[Baseplate-less Modules with SPRiNG Contact]


Direct Pressed in modules can be mounted in a single step to the heat sink and driver board.

These modules are affixed with SPRiNG contacts and just a single screw to create electrical and thermal connections and make assembly an exercise in convenience.

There is no need for time-consuming, costly mounting procedures, and even entire modules are easy to replace with SPRiNG contacts should the need arise.

Description:

- / Single DCB substrate
- / W/o baseplate
- / Cross module assembly
- / Variable press on contacts



ADVANCED TECHNOLOGIES

SUPERIOR SUBSTRATE MATERIAL High-performance Si₃N₄

Remarkable mechanical strength, superior toughness, and high thermal conductivity make silicon nitride substrates the material of choice for power modules designed for ultra reliable products.

Si₃N₄ Ceramic

- / High thermal conductivity [four times that of Al₂O₃]
- / 50% lower R_{th} for MiniSKiiP® [incl. thermal interface material]
- / Physically robust enough for high-performance thermal interface material [phase-change with 3.4 W/mK] to be used to expedite module assembly and handling
- / Lower thermal expansion rates for improved load power cycling capability

SUPERIOR SUBSTRATE MATERIAL AlN – Aluminium Nitride

With the benefit of its high thermal conductivity, AlN can serve to increase power modules' current carrying capability while maintaining robust insulating capacity.

Vincotech's advanced power module design accommodates AlN substrates without requiring architectural modifications.

This design uses pressure-contact technology to establish a thermal connection between the module and heat sink. The life span of a power module with an AlN substrate is more than twice that of an Al₂O₃ version.

Key Attributes of Aluminium Nitride

- / Beneficial dielectric properties
- / High thermal conductivity
- / Low thermal expansion coefficient, close to that of Silicon
- / Non-reactive to normal semiconductor process chemicals and gases



Vincotech - First in SiC Modules Experts in Smart - Selective Use of SiC-driven Power

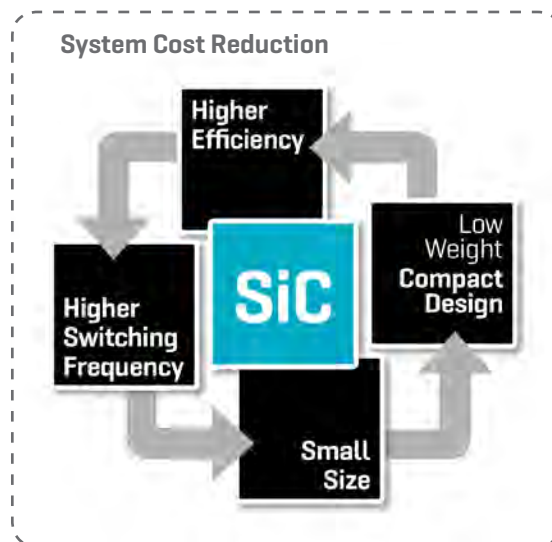
Engineers tasked to build better devices and applications want power modules that boost efficiency and performance. Yet they also need compact solutions that shrink the component footprint.

Vincotech's SiC-based power modules square that circle for all applications. These modules not only deliver better switching performance; they also enable you to design smaller, lighter systems. Vincotech has been empowering customers' ideas for 20+ years now.

Our experience and SiC-based power modules paired with your designs – that sounds like a winning idea to us.

Housing features:

- / Standard and custom power modules
- / SiC components sourced from a range of partners
- / Choice of Al₂O₃, AlN and Si₃N₄ DCB substrates
- / Optional integrated passive capacitors and resistors
- / Low-inductive housings



FIRST
in SiC Modules


INTER CONNECTION

INTERCONNECTION TECHNOLOGIES Sintered Ag (Die Attach Technology)

High-end power modules must meet challenging demands for thermal and electrical performance and reliability. Vincotech has taken sintering to the next level to meet these demands and is able to replace all soldered points with sintered connections.

Sintering – the Multiple Solution

- / All Vincotech suppliers' chips may be sintered
- / Chip substrate and baseplate sintered in one step
- / Multi-component capability – chip, NTC and shunt may be sintered together
- / Multi-level capability – up to 3 mm difference in height can be accommodated
- / Lower thermal expansion rates for improved load cycling capability



INTERCONNECTION TECHNOLOGIES


Pre-applied Thermal Interface Material (TIM) Phase-change Material

The benefits of using phase-change material to enable thermal conductivity between the module and heat sink are considerable.

The phase-change material is solid at room temperature. This makes it smear-resistant during transportation and module assembly. Our in-house screen-printing process ensures the material's thickness configured and optimized for maximum heat transfer capability.


Benefits:

- / Up to 20% R_{th} reduction from T_j to heat sink for Al_2O_3 -based modules
- / 30% R_{th} reduction from T_j to heat sink for AlN-based high performance modules
- / Solid, non-sticky surface – minimizes contamination risk, prevents layer damage



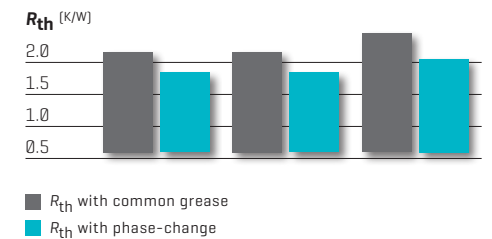
Features:

- / Optimized thickness for improved R_{th} and reduced risk of DCB cracking
- / Easier production process; no need for screen printing facilities
- / Automated screen printing for utmost precision and reliability
- / No risk of smearing thermal paste; material is solid at room temperature
- / Standard solder profile applicable [e.g. J-STD-001, J-STD-003]
- / Non-stick surface, resistant to dirt, dust and other contaminants



Properties:

Parameter	Value	Unit
Thermal conductivity	3.4	W/mK
Phase-change temperature	+45	°C




Order codes:

Example order code for phase-change material:

Version 1: V23990-P840-A48-/3/-PM

Version 2: 10-FZ06BIA045FH01-P897E10-/3/

Please ask your regional contact about the availability of phase-change material.



INTERCONNECTION TECHNOLOGIES

Press-fit Technology

Press to Save Time

Vincotech's Press-fit technology reduces PCB assembly time and effort considerably.

Well established in the automotive industry, the Press-fit pin eliminates the need for soldering. This cuts process time and costs, and boosts production output capacity.

With no need to solder modules, engineers enjoy great flexibility in design. The module can easily be mounted on top or bottom of the PCB at no extra cost and effort.



Benefits:

- / Eliminates costly additional soldering
- / Pins are in the same position as solder pins
- / High current carrying capability (30 A @ 80 °C)
- / Flexible mounting onto the power module DCB
- / Cuts production costs
- / Reliable cold-welding connection to PCB
- / No PCB hole damage to enable reuse
- / Thermo-mechanical push-and-pull-force relief

Features:

- / Approved rounded Press-fit area
- / Complies with DIN and IEC standards
- / Tapered pin head
- / Available for almost all housings



Order codes for Press-fit pins:

Version 1: Press-fit option is shown as an additional letter "Y" at the end of option code.

Example order code version 1: V23990-P840-F49Y-PM

Version 2: Press-fit option is indicated by "P" at the beginning and "Y" at the end.

Example order code version 2: 10-PZ06BIA045FH01-P897E10Y

flow E1 & flow E2 The New Benchmark for Low-power Packages


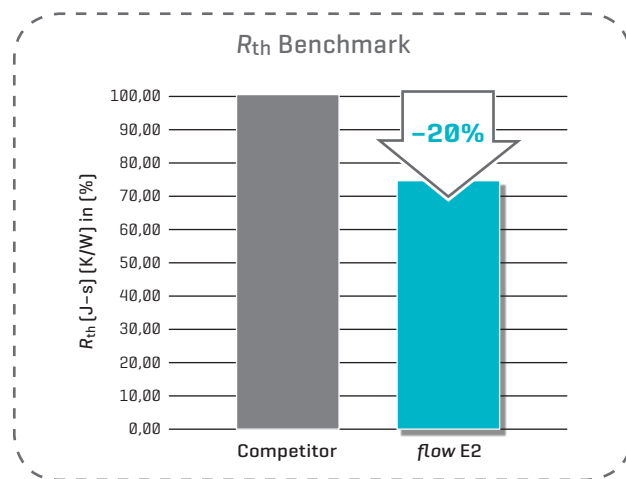
Vincotech has added the industry standard 12 mm *flow* E1 and *flow* E2 packages to further enhance its family of modules for motion control applications.

Featuring superior thermal performance and latest generation IGBT M7 chip technology, these new modules provide customers with enhanced efficiency and increased supply chain security.

With the broadest standard product portfolio in the industry, including PIM [CIB] and sixpack configurations with extended power ranges up to 100 A, Vincotech empowers your high performance inverter design.


Main features:

- / Superior thermal performance for increased lifetime, higher power and improved reliability
- / Real multiple source down to chip level for enhanced supply chain security
- / Latest generation IGBT M7 chip technology for improved efficiency



REACH
THE
NEXT LEVEL

EXCEPTIONAL HOUSINGS *flow90* Housing. Twist 90° to Save Space




Vincotech *flow90* power modules are the perfect match for book-sized inverters and 19-inch rack-mounted power supplies with a 90-degree angle between the heat sink and PCB.

Featuring pins arrayed at a 90-degree angle, *flow90 0* and *flow90 1* modules are available as standard products with CON, PIM, and PACK configurations.

This package is also a good choice for custom topologies for switched-mode power supplies, battery chargers and the like.

There is no need for a flexible PCB, and *flow90* modules make the most of the PCB to minimize the application footprint. Modules with pre-applied phase-change material are available on demand.




Detailed view of the *flow90* module

Vincotech can handle this critical task to spare customer the precise application effort.

With all these purpose-driven features, the *flow90* is the module of choice for many applications that benefit from 90-degree mounting.

Features:

- / Complies with DIN and IEC standards
- / Topologies are easily customized
- / Pre-applied phase-change material available on demand



Benefits:

- / Space-saving housing enabling a 90-degree angle between the heat sink and PCB
- / Accommodates standard heat sinks, so no costly L-shaped versions needed
- / Easy clip-in mounting into the PCB
- / Enables installation on the same side of the PCB as other through-hole components
- / Can be wave-soldered along with the other components in one pass
- / Perfect match for book-sized inverters and 19-inch rack-mounted power supplies

EXCEPTIONAL HOUSINGS *flow0B* Housing. The Compact Cost-cutter



This ultra compact housing for small power applications is an excellent choice for cost-effective, space-saving designs.

A condensed version of the *flow 0* housing, the *flow 0B* housing is sized for smaller power applications, providing a compact alternative to meet the demands of smaller power embedded drives and frequency inverters.

The first of the two debut topologies in the *flow 0B* housing consists of a PIM + PFC and is called *flowPIM® 0B* + PFC.

Equipped with a single-phase input rectifier, a PFC booster and a three-phase inverter, it uses high-speed 650 V IGBTs for the PFC.


A DC capacitor and an NTC are integrated. The *flowPIM® 0B* + PFC module rated for the highest current features a PFC circuit based on a nominal chip current of 15 A and an inverter section equipped with 10 A components. The other topology is called *flowPACK 0B*.

This standard inverter topology with 6 IGBTs and freewheeling diodes is available with 1200 V and 600 V ratings.

The 600 V variant covers currents ranging from 6 A to 30 A; the 1200 V variant comes with currents ratings between 4 A and 15 A.

Features:

- / Single-screw heat sink mounting
- / Built-in standoffs with optional PCB screw mounting
- / For very compact designs
- / 17 mm in height for greater creepage distance
- / Thin 0.38 mm Al₂O₃ ceramic for improved thermal performance
- / Solder or Press-fit pins
- / Optionally with pre-applied, highly conductive TIM with 3.4 W/mK
- / Size: 36 mm x 34 mm
- / 17 mm height
- / Phase-change material



EXCEPTIONAL HOUSINGS VINco X. The Low-inductive High-power Package

The low-inductive design of the VINco X package featuring onboard DC capacitors extends maximum switching frequencies up to 20 kHz, which is unique in this power range.

A modular Package

- / Low-inductive PCB
- / Optional onboard snubber capacitors
- / High-current screw terminals
- / Independent baseplates for better thermal performance

Benefits:


- / Easier busbar design
- / Smaller passive components needed
- / Individual dies are not overloaded extending their lifetime
- / Outstanding efficiency
- / Cost competitive solution for central inverters

Features:

- / Optimized connections for three-level topologies
- / Fully symmetrical layouts for uniform current performance
- / Available up to 1800 A in both NPC and MNPC
- / Stray Inductance: 3 – 15 nH* NPC low-inductive path
- / Easy paralleling: <5 nH module to module

[* Depending on model]

VINco X



VINco E3 Packaged to Meet Your Mid-power Needs

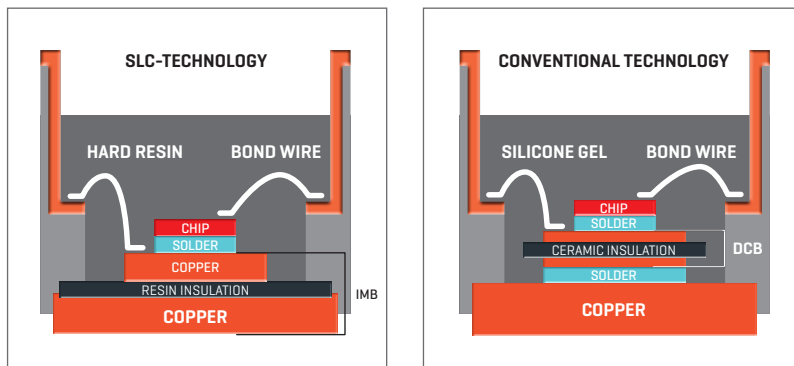
Engineered mainly for industrial drives, solar power and UPS applications, the VINco E3 package raises the performance bar with its enhanced power density and reliability.

Featuring the SLC (SoLid Cover) technology in the industry-standard low-profile package, **Vincotech's new VINco E3 package enables engineers to design mid-power inverters with higher output current, higher power density and improved reliability.**

The new IMB (Insulated Metal Baseplate) combines an electrically insulating resin layer with a direct-bonded top- and bottom-side copper layer. Direct potting resin distributes the mechanical stress more uniformly than silicone gel.

Housing features:

- / Industry standard low-profile package
- / Improved thermal impedance
- / High thermal and power cycling capability

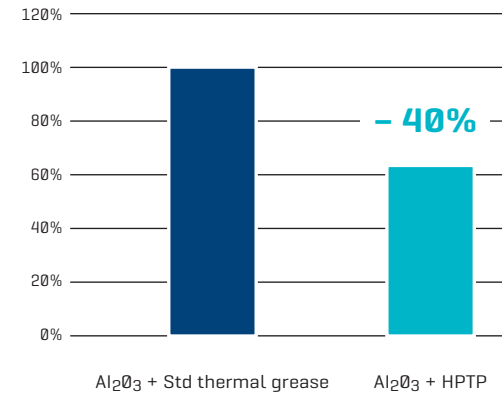


Structure comparison between conventional technology and the new SLC technology.



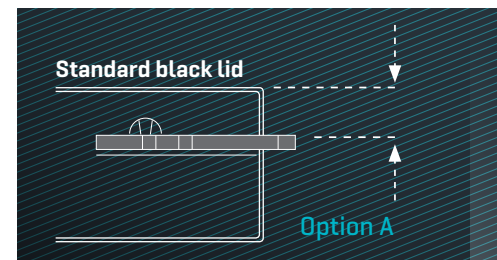


Thermal resistance R_{th} [j-s]



The new high-performance thermal paste [HPTP] provides an outstanding thermal performance and up to 40% lower thermal resistance R_{th} [j-s] than standard thermal grease.

Lids



EXCEPTIONAL HOUSINGS
MiniSKiiP® – Spring Contacts Connection

For 10+ years Vincotech offers MiniSKiiP® modules with solderless spring contact mounting technology and pre-applied thermal paste.

These second-source modules are affixed with SPRING contacts and just a single screw to create electrical and thermal connections and make assembly an exercise in convenience.

There is no need for time-consuming, costly mounting procedures, and even entire modules are easy to replace with SPRING contacts should the need arise.

Thermal Interface Material Features:

- / Lower handling costs and less production overhead with no need for screen-printing equipment
- / Automated screen printing for utmost precision and reliability
- / Thinnest thermal grease layer for minimum thermal resistance and maximum thermal conductivity
- / Extended lifetime and enhanced reliability

Lids:

- Two lids are available for all MiniSKiiP® modules:
- / Standard black 6.5 mm version allowing SMD parts to be mounted below the lid
 - / Thin white 2.8 mm version sized for highly compact mechanical designs

Order codes: Example order code for different lids and applied grease:

Version 1: V23990-K220-A40-/1A/-PM

Version 2: 80-M206BIA045FH-K999E10-/1A/

Please ask your regional contact about the availability of MiniSKiiP® options.

Comparison of available thermal grease material:

Thermal conductivity	W/m*K	Released for Products
Wacker® Paste P12 silicone-based standard grease	0.81	MiniSKiiP®
Silicone-free standard Thermigrease® TG20032	2.5	MiniSKiiP®
High Performance Thermal Paste HPTP [silicone-based]	2.5	MiniSKiiP®

Products:

Version	Ordering Code
With std lid [6.5 mm height] + thermal grease [0.8 W/mK, P12 silicone-based]	-/1A/
With thin lid [2.8 mm height] + thermal grease [0.8 W/mK, P12 silicone-based]	-/1B/
With std lid [6.5 mm height] + thermal grease [2.5 W/mK, TG20032, silicone-free]	-/4A/
With thin lid [2.8 mm height] + thermal grease [2.5 W/mK, TG20032, silicone-free]	-/4B/
With std lid [6.5 mm height] + thermal grease [2.5 W/mK, HPTP silicone-based]	-/5A/
With thin lid [2.8 mm height] + thermal grease [2.5 W/mK, HPTP silicone-based]	-/5B/

Vincotech – Your Reliable Partner Bringing Your Best Ideas to Life

Vincotech: Making power modules is what we do. A reliable partner is what we are. Count on us to deliver on our performance promise and put your success first. Vincotech is your reliable partner for all power modules, off-the-rack and tailored solutions alike.

Having customized modules for over 15 years, we have a deep well of experience to draw on. You can count on our flexibility, responsiveness and cooperative spirit.

We put your success first – striving to find the best solution to fit your needs.

Our professionals will team up with your engineers to make the specification process an exercise in innovation and in the end to deliver solutions that fit your needs.

Vincotech is easy to reach when you need information or assistance. What we say goes. We stand by our word. And that makes decisions so much easier to come to. Vincotech products are all about truth in engineering.

Performance descriptions in the development phase are accurate. Customers can count on these products to provide a lifetime of good service based on bug-free, stable designs that minimize maintenance effort.

Vincotech lives by the principle of reliable partnership.

To this end, we communicate efficiently and dependably.

We trust in our employees' capabilities. We are open, honest, reliable and as good as our word – or better. We mean what we say and do what we say we're going to do.

We put the customer's success first. And that is why customers and Vincotech are equal partners.



1



INTEGRATED SIMULATION ENVIRONMENT TOOL VincotechISE – an Integrated Simulation and Selection Environment for Power Modules

It contains updated versions of the legacy tools *flowSIM*, *flowSOL* and *flowSEL*.

This revamped user interface affords you in-depth insight into how parameter adjustments affect losses, temperatures and efficiency.

All power loss and temperature calculations are based on real measurements taken of each module.

2



03 flowSEL is a power module selector designed to help you find the solution best suited to your industrial drive application. Entering all the key application parameters is an exercise in convenience with its interactive schematic.

Software Download

Step 01:

Download and install LabVIEW Runtime Engine once [if not already installed].

Step 02:

Download VincotechISE into your simulation directory.

Step 03:

Start VincotechISE.

01 flowSOL

is a simulation tool for solar power modules and similar applications. It features a parameter setup and function blocks tailored to this purpose and covers single-phase and three-phase power modules for transformer-less and transformer-based topologies.

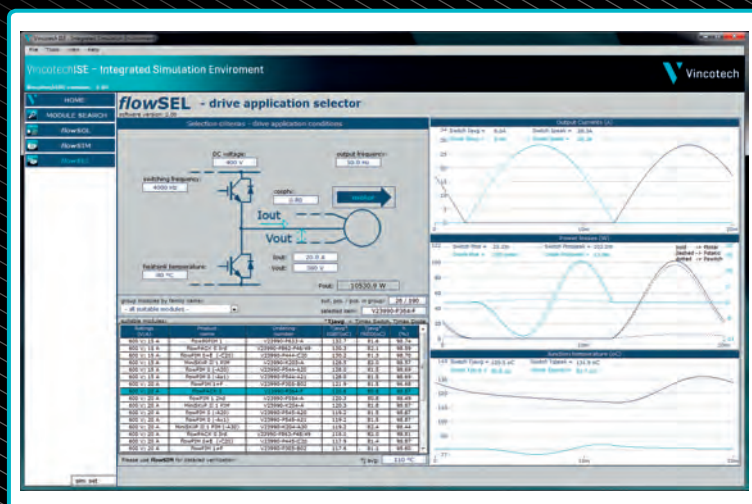
02 flowSIM


calculates Vincotech power modules for industrial drive applications. Its GUI looks much like that of the *flowSOL* tool, but is geared towards industrial drives.

For further info please see:

www.vincotech.com/VincotechISE

3





Vincotech Delivers Application-specific Solutions with Utmost Creative Choice When it Comes to Design

Completely independent of component suppliers, we cherry-pick what's best for you from more than ten different leading semiconductor suppliers to build modules that benefit your business. Experience the peace of mind that comes with knowing your needs are being met.

Vincotech delivers solutions tailored to your applications.

Customers enjoy great freedom of choice. They are not locked in into one system or tied to standard products or specific suppliers. Free to configure their products as they see fit, they can find the best solution with a lot less effort.

Vincotech delivers to customer's specifications – that is, more efficient products with better thermal connections, optimized to improve their applications.

In our book, 'optimized' means more cost-effective, smaller, longer-lasting and easier-mounting modules that speed up production. That's why Vincotech attaches such great value to its simulation and testing tools.

The tools interactively calculate modules' electrical and thermal behavior based on fully measured parameters.

If you want your power module to be application-specific, it has to be Vincotech.

Vincotech is Fast and Responsive And that Agility Speed Benefits You

Vincotech provides a wide selection of standard housings to keep your design options wide open. We're there for you at every step of your journey. When you opt for Vincotech, you will experience true face-to-face support from a most responsive supplier.

Our sample lead times are remarkably short at just four weeks on average.

Modules get approved that much faster, so customers' production runs commence sooner and their products are marketed much earlier. To this end, we make ordering easy, eliminate processes that do not add value, and keep the production line flexible.

Vincotech is agile enough to handle fluctuating demand even at short notice and deliver the goods just in time.

Speed and Flexibility – that sums up what Vincotech is all about.

Vincotech's customer focus, paired with efficient development and production flows, saves you time.

Flexibility, fast time to market, cost-effectiveness beyond our products, an innovative spirit, and a service-minded outlook – that's what we're all about.

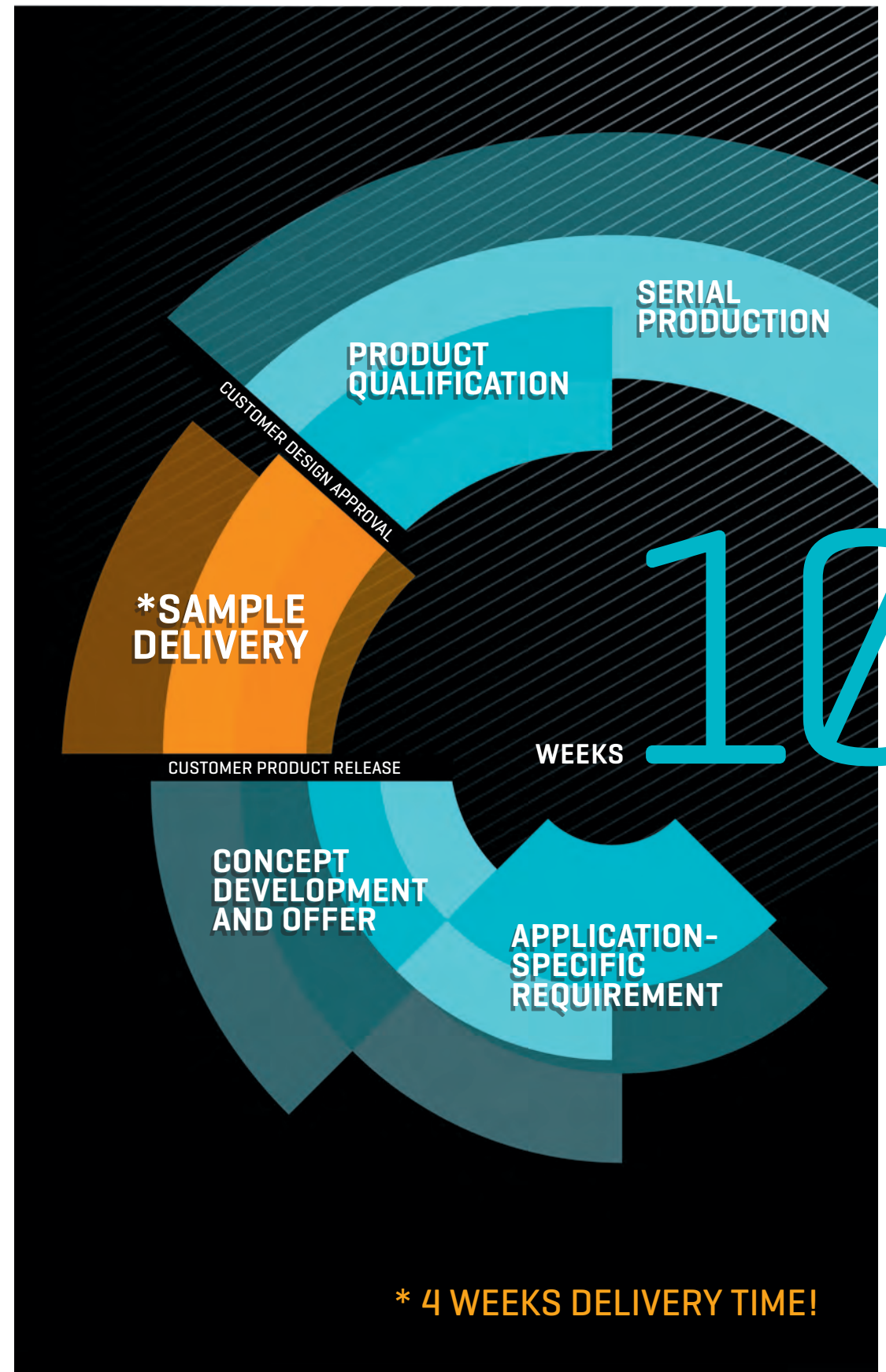
Fast time to market:

- / Advanced simulation tools speed up component selection and mapping.
- / Sample lead time is phenomenally short [four weeks on average].

- / The speed at which we can deliver the initial technical and commercial proposal (including a chip list, electrical configuration, mechanical details, pin-out and pin-positioning, options, etc.) sets standards for the industry to follow.
- / Module approval comes much faster with pre-qualified components and technologies.

Cost efficiency:

- / Vincotech is fully independent of chip suppliers - choose your preferred chip from more than ten different leading semiconductor manufacturers (including SiC technology).
- / Enjoy the mechanical flexibility that comes with a broad variety of standard housings and free pin positioning.
- / Benefit from different interconnects (solder, Press-fit, screw and spring terminals) and stress-relief zones wherever they are needed.
- / Take advantage of readily customized standard products. Customers are free to cherry-pick from the largest selection of semiconductors and a wealth of pre-qualified topologies.





INDUSTRIAL DRIVES

Vincotech offers power integrated modules (PIM/CIB – converter, inverter and brake), sixpacks (three-phase modules), half-bridges and rectifier modules engineered to support standard drive applications for industrial use and motor power ranges from 1 kW to 60 kW.

For example: *flowPIM® 0* | *flowPACK 1* | *flowPIM® 2* | *VINcoDUAL E3*



EMBEDDED DRIVES

Drives in circulation pumps, fans, air-conditioners, and other devices connected to the public power grid usually require active power factor correction (PFC). These PIM and IPM modules feature optional integrated PFC.

For example: *flowPIM® 0 + PFC* | *flowIPM 1B* | *flowIPM 1C*



CHARGING STATIONS

Switched-mode power supplies are used in industrial applications with power electronics and in battery chargers. Our modules are equipped with PFC circuits (AC/DC), half- and H-bridges, and step-up and step-down converters (DC/DC) for these applications.

For example: *flowPFC 0* | *fastPACK 0 H* | *VINcoBOOST X4* symmetric



SOLAR INVERTERS

The photovoltaic market requires DC/DC converters that adjust the solar input voltage to the DC-link or battery level and DC/AC converters to deliver the solar energy to the public grid. Vincotech's innovative modules support from small single-phase inverters to central inverters in the MW range.

For example: *flowMNPC 1* and *flowMNPC 2* for > 100 kW: *VINcoMNPC X4*
flow3xBOOST 0 SiC for < 100 kW: *flowNPC 0* | *fastPACK 0 HC*
flowSOL 0 | *flowSOL 1* | *flow3xPHASE 0 SiC*



UNINTERRUPTABLE POWER SUPPLIES (UPS)

Power components for UPS applications. Modules for AC/DC and DC/AC power conversion. Topologies such as single- and three-phase rectifiers, half- and H-bridges, boosters, and NPC/MNPC/AMNPC. Power ranges up to 200 kW.



For example: for < 100 kW: *flowMNPC 0* | *VINcoNPC X4*
flowMNPC 1 and *flowMNPC 2* for > 100 kW: *VINcoMNPC X*



WELDING

Inverter welding units need modules that can handle high switching frequencies in resonant mode or in zero voltage switching (ZVS) mode, and are equipped with H- and half-bridge topologies. Our modules also come with PFC to draw maximum power from the single-phase grid.

For example: *flowPFC 0* | *fastPACK 0 H* | *flowNPFC 0*



OVERVIEW

TOPOLOGIES





PRODUCTS

2018 / 2019

RECTIFIER (+BRAKE)

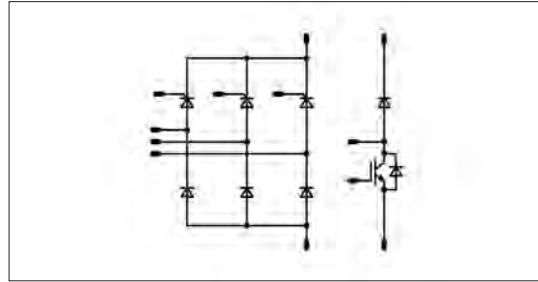
see page 45

Application:

/ CHARGING STATIONS / INDUSTRIAL DRIVES

Topology Features:

/ Converter with brake [optionally]



Sixpack

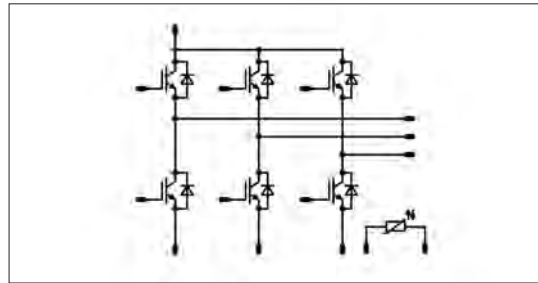
see page 51

Application:

/ EMBEDDED DRIVES / INDUSTRIAL DRIVES

Topology Features:

/ Three-phase inverter



Sixpack+Rectifier

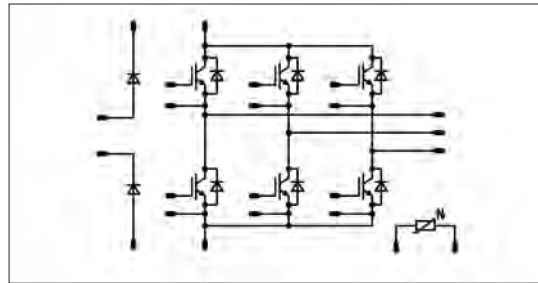
see page 67

Application:

/ EMBEDDED DRIVES / INDUSTRIAL DRIVES

Topology Features:

/ Three-phase inverter for active front end



Sevenpack

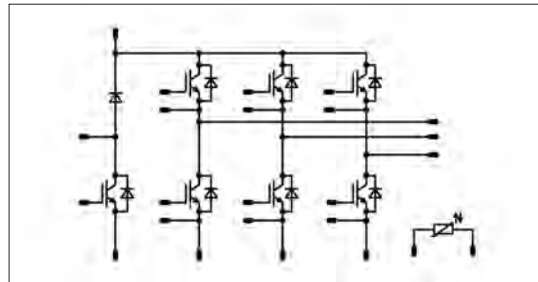
see page 71

Application:

/ EMBEDDED DRIVES / INDUSTRIAL DRIVES

Topology Features:

/ Three-phase inverter + Brake



PIM (CIB)

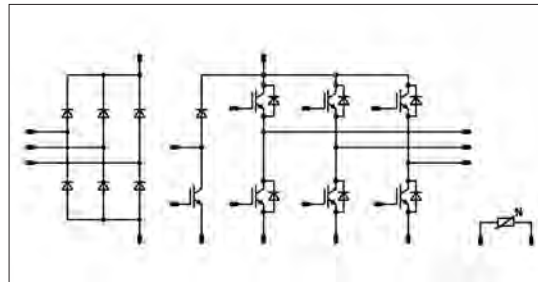
see page 75

Application:

/ EMBEDDED DRIVES / INDUSTRIAL DRIVES

Topology Features:

/ Converter + BRC + Inverter



PIM+PFC (CIP)

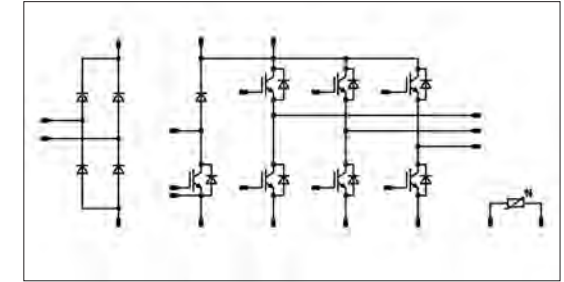
see page 89

Application:

/ EMBEDDED DRIVES / INDUSTRIAL DRIVES

Topology Features:

/ Single-phase converter + Inverter + PFC



IPM (CIB)

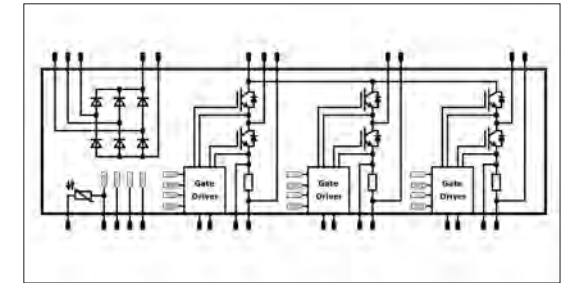
see page 93

Application:

/ EMBEDDED DRIVES / INDUSTRIAL DRIVES

Topology Features:

/ Three-phase converter + Inverter + Brake with integrated gate drive



IPM (CIP/PIM+PFC)

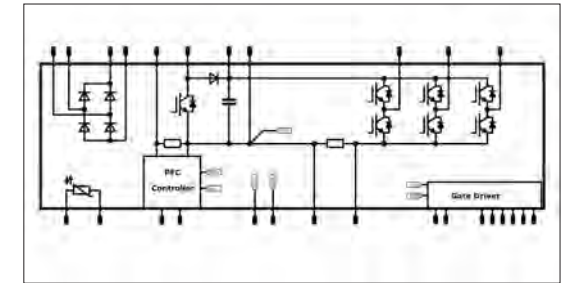
see page 97

Application:

/ EMBEDDED DRIVES / INDUSTRIAL DRIVES

Topology Features:

/ Single-phase converter + Inverter + PFC with integrated gate drive



Half-Bridge

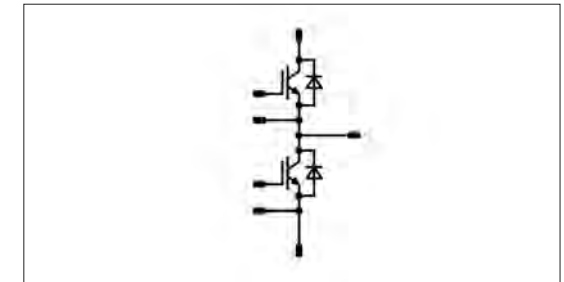
see page 99

Application:

/ CHARGING STATIONS / INDUSTRIAL DRIVES
/ SOLAR INVERTERS / UPS / WELDING & CUTTING

Topology Features:

/ Half-Bridge



H-Bridge

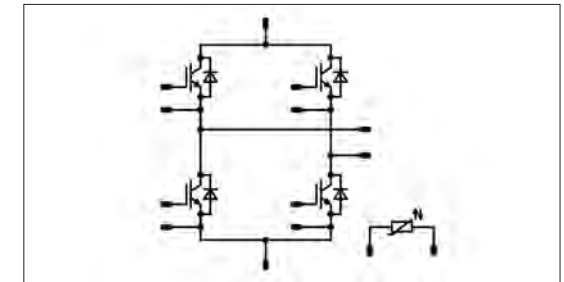
see page 105

Application:

/ CHARGING STATIONS / UPS / WELDING & CUTTING

Topology Features:

/ H-Bridge



Single-phase Inverter

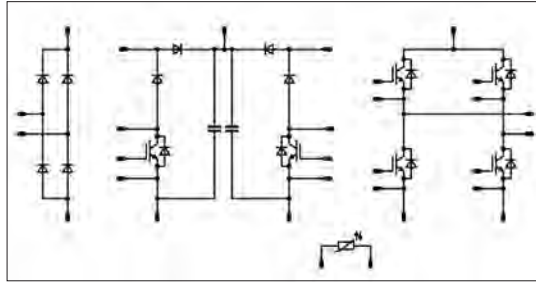
see page 113

Application:

/ CHARGING STATIONS / SOLAR INVERTERS
/ WELDING & CUTTING

Topology Features:

/ Single-phase inverter



H6.5

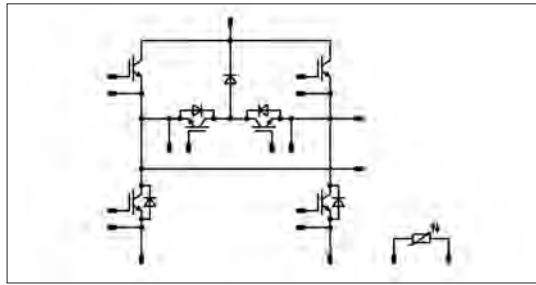
see page 119

Application:

/ SOLAR INVERTERS

Topology Features:

/ Three-level topology for single phase inverters



Booster

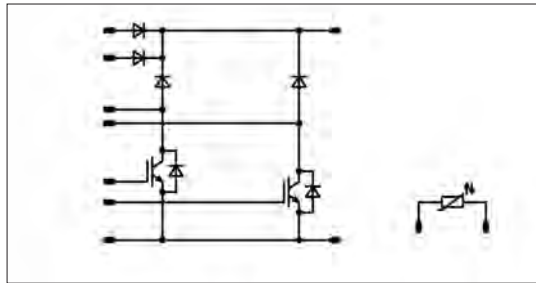
see page 123

Application:

/ CHARGING STATIONS / SOLAR INVERTERS / UPS

Topology Features:

/ Boost circuit



Booster Symmetric

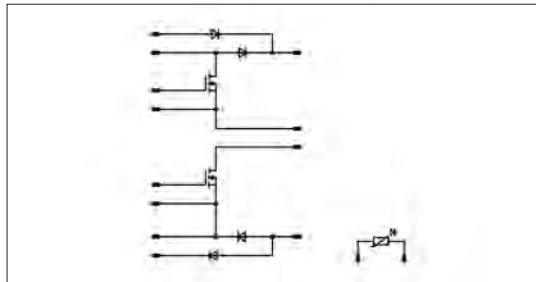
see page 131

Application:

/ CHARGING STATIONS / SOLAR INVERTERS / UPS

Topology Features:

/ Symmetrical boost circuit



Buck-Booster Symmetric

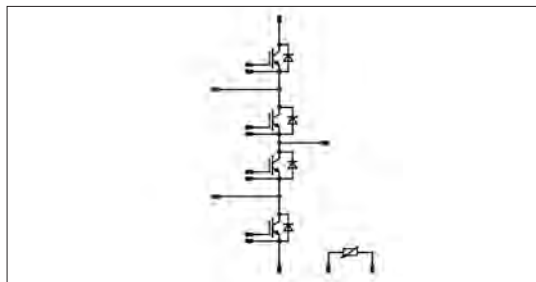
see page 139

Application:

/ POWER SUPPLY / SOLAR INVERTERS / UPS

Topology Features:

/ Symmetrical buck-boost circuit



PFC (Single-phase applications)

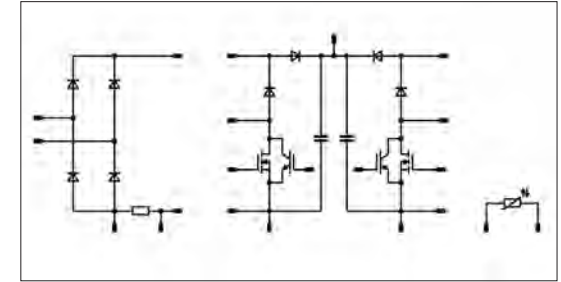
see page 143

Application:

/ CHARGING STATIONS / UPS / WELDING & CUTTING

Topology Features:

/ PFC boost - Single-phase Rectifier + Boost circuit



PFC (Three-phase applications)

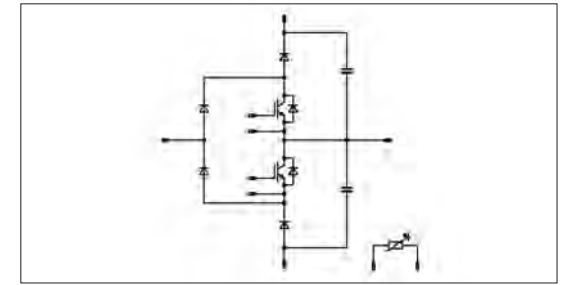
see page 147

Application:

/ CHARGING STATIONS / UPS / WELDING & CUTTING

Topology Features:

/ Three-level PFC for three-phase applications



Three-level NPC (I-Type)

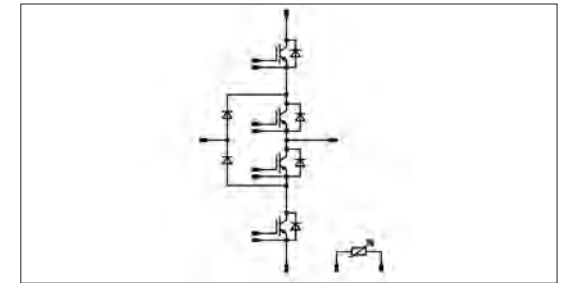
see page 153

Application:

/ SOLAR INVERTERS / UPS

Topology Features:

/ Three-level NPC [I-Type]



Three-level MNPC (T-Type)

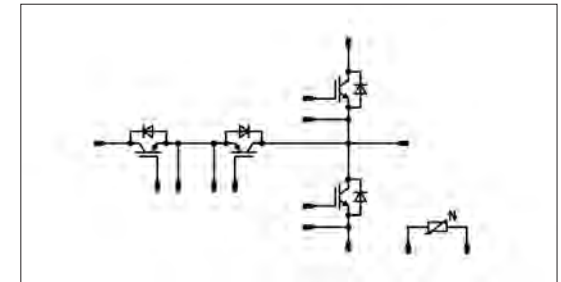
see page 165

Application:

/ SOLAR INVERTERS / UPS

Topology Features:

/ Three-level MNPC [T-Type]



Three-level ANPC

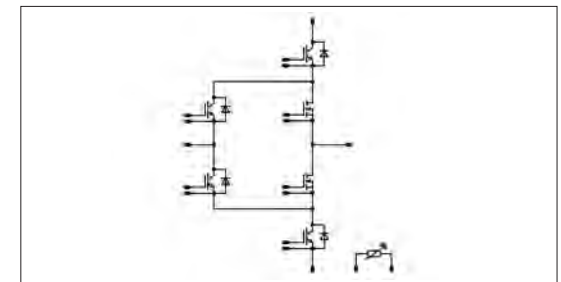
see page 173

Application:

/ SOLAR INVERTERS

Topology Features:

/ Split Advanced NPC topology [ANPC]



RECTIFIER [+BRAKE]

SIXPACK

SIXPACK+RECTIFIER

SEVENPACK

PIM [CIB]

PIM+PFC [CIP]

IPM [CIB]

IPM [CIP_PIM+PFC]

HALF-BRIDGE

H-BRIDGE

SINGLE-PHASE-INVERTER

H6.5

BOOSTER

BOOSTER-SYMMETRIC

Buck-Booster Symmetric

PFC [Single-phase applications]

PFC [Three-phase applications]

Three-level NPC [I-Type]

Three-level MNPC [T-Type]

Three-level ANPC

Schematics / Housings


Naming System

Application:

/ CHARGING STATIONS / INDUSTRIAL DRIVES

Topology Features:

/ Converter with brake [optionally]




flowCON 0**Available Housings:**

/ flow 0 4-clips 17 mm / flow 0 2-clips 17 mm
 / flow 0 2-clips 12 mm / flow 0 4-towers 17 mm

Possible Features:

/ Three-phase Half Controlled Converter / Brake Chopper
 / Single-phase Half Controlled Converter
 / Three-phase Rectifier / Single-phase Rectifier
 / Brake Chopper / Combination with 1ph Rectifier
 / Modular Rectifier / Modular Half Controlled Converter
 / Combination with 1ph Half Controlled Converter
 / Temperature sensor / Single-phase non-controlled Rectifier
 / Kelvin Emitter for improved switching performance
 / Temperature sensor / Three-phase Non-controlled Rectifier



Schematics see page: 176
 More details: www.vincotech.com/flowCON-0


Part-No	Voltage [V]	Current [A]	Technology	Comments
3ph-Half Controlled-BRC				
V23990-P649-G10-PM	1600	34	Thyristor [SCR]	
V23990-P649-H10-PM	1600	34	Thyristor [SCR]	
V23990-P640-G10-PM	1600	42	Thyristor [SCR]	
V23990-P640-H10-PM	1600	42	Thyristor [SCR]	
1ph-Half Controlled				
V23990-P590-J19-PM	1600	75	Thyristor [SCR]	
NEW 3ph-Rectifier				
V23990-P649-H09-PM	1600	50	Rectifier	I JJMicro, SKR, DWP Diode-RW
3ph-Rectifier-BRC				
V23990-P649-G-PM	1600	50	Rectifier	
V23990-P649-H-PM	1600	50	Rectifier	
V23990-P640-G-PM	1600	75	Rectifier	
V23990-P640-H-PM	1600	75	Rectifier	
V23990-P640-G20-PM	1600	75	Rectifier	
1ph-Rectifier				
V23990-P590-J09-PM	1600	105	Rectifier	
Modular Rectifier-BRC				
V23990-P600-I09-PM	1600	105	Rectifier	
Modular Half Controlled-BRC				
V23990-P600-I19-PM	1600	75	Thyristor [SCR]	
1ph-Non-Controlled-NTC				
10-PZ0602A030FW-LH02J08Y	600	30	Fast diode	
3ph-Non Controlled-BRC-KE-NTC				
10-P0166BA050RW-LD59G09Y	1600	50	Rectifier	
10-PD166BA050RW-LD59G07Y	1600	50	Rectifier	

flowCON 0B**Available Housings:**

/ flow 0B 2-towers 17 mm

Possible Features:

/ Three-phase Rectifier
 / Brake Chopper



Schematics see page: 176
 More details: www.vincotech.com/flowCON-0B


Part-No	Voltage [V]	Current [A]	Technology	Comments
3ph-Rectifier-BRC				
10-0B166BA028SC-M989G09	1600	35	Rectifier	

flow90CON 1**Available Housings:**

/ flow 90 1 2-clips

Possible Features:

/ Three-phase Half Controlled Converter
 / Open Emitter configuration
 / Brake Chopper



Schematics see page: 176
 More details: www.vincotech.com/flow90CON-1

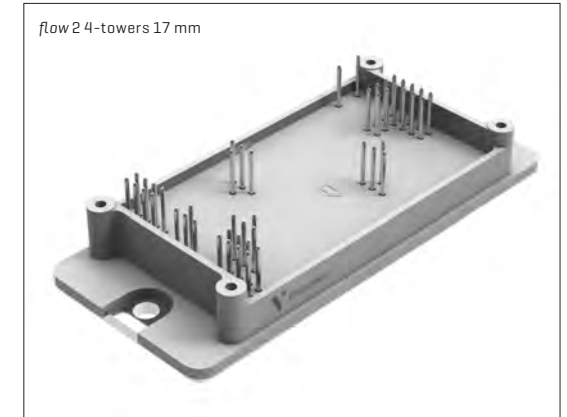
Part-No	Voltage [V]	Current [A]	Technology	Comments
3ph-Half Controlled-BRC				
V23990-P717-G10-PM	1600	36	Thyristor [SCR]	
V23990-P717-H10-PM	1600	36	Thyristor [SCR]	
V23990-P717-H-PM	1600	39	Rectifier	
V23990-P717-G-PM	1600	39	Rectifier	
V23990-P718-G10-PM	1600	43	Thyristor [SCR]	
V23990-P718-H10-PM	1600	43	Thyristor [SCR]	
V23990-P718-G-PM	1600	52	Rectifier	
V23990-P718-H-PM	1600	52	Rectifier	
V23990-P719-G-PM	1600	75	Rectifier	
V23990-P719-H-PM	1600	75	Rectifier	

flowCON 2**Available Housings:**

/ flow 2 4-towers 17 mm

Possible Features:

/ Three-phase Rectifier
 / Brake Chopper
 / Temperature sensor



Schematics see page: 176
 More details: www.vincotech.com/flowCON-2

Part-No	Voltage [V]	Current [A]	Technology	Comments
3ph-Rectifier-BRC				
30-F2166BA150RW-L267G09	1600	150	Rectifier	
3ph-Rectifier-BRC-NTC				
30-F2166BA150RW01-L267G19	1600	150	Rectifier	

RECTIFIER [+BRAKE]


MiniSKiiP® CON 3

Available Housings:

/ MiniSKiiP® 3

Possible Features:

- / Three-phase Rectifier
- / Three-phase Half Controlled Converter
- / Three-phase Full Controlled Converter
- / Brake Chopper
- / Temperature sensor



Schematics see page: 176
More details: www.vincotech.com/MiniSKiiP-CON-3

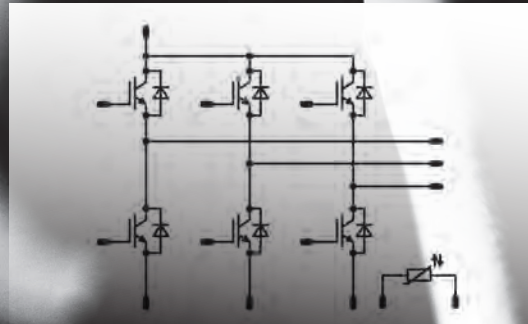
Part-No	I Voltage [V]	I Current [A]	I Technology	I Comments
3ph-Rectifier-BRC-NTC				
80-M3166BA125AS-K489G30	1200	125	Thyristor [SCR]	Equivalent: SKiiP® 39AHB16V1
80-M3166BA140SC02-K489G40	1200	125	Thyristor [SCR]	
80-M3166BA140SC03-K489G42	1200	125	Thyristor [SCR]	
3ph-Half Controlled-BRC-NTC				
80-M3166BB125AS-K489G31	1200	125	Thyristor [SCR]	
3ph-Full-Controlled-BRC-NTC				
80-M3166BA125AS02-K849G32	1600	125	Thyristor [SCR]	

Application:

/ EMBEDDED DRIVES / INDUSTRIAL DRIVES

Topology Features:

/ Three-phase inverter



RECTIFIER [+BRAKE]

SIXPACK

SIXPACK+RECTIFIER

SEVENPACK

PIM [CIB]

PIM+PFC [CIP]

IPM [CIB]

IPM [CIP_PIM+PFC]

HALF-BRIDGE

H-BRIDGE

SINGLE-PHASE-INVERTER

H6.5

BOOSTER

BOOSTER-SYMMETRIC

Buck-Booster Symmetric

PFC [Single-phase applications]

PFC [Three-phase applications]

Three-level NPC [I-Type]

Three-level MNPC [T-Type]

Three-level ANPC

Schematics / Housings

Naming System


flow90PACK 0

Available Housings:

/ flow 90 0 no-clips / flow 90 0 2-clips

Possible Features:

- / Inverter
- / Open Emitter configuration
- / Temperature sensor



Schematics see page: 177
More details: www.vincotech.com/flow90PACK-0

Part-No	I Voltage [V]	I Current [A]	I Technology	I Comments
Inverter-OE-NTC				
10-R0126PA008SC-M627F40	1200	8	IGBT4	
10-RZ126PA008SC-M627F41	1200	8	IGBT4	
10-R0126PA015SC-M628F40	1200	15	IGBT4	
10-RZ126PA015SC-M628F41	1200	15	IGBT4	
10-R0126PA025SC-M629F40	1200	25	IGBT4	
10-RZ126PA025SC-M629F41	1200	25	IGBT4	
10-RZ126PA035SC-M620F41	1200	35	IGBT4	
10-R0126PA035SC-M620F40	1200	35	IGBT4	


flowPACK 0

Available Housings:

/ flow 0 2-clips 12 mm / flow 0 2-clips 17 mm

Possible Features:

- / Inverter
- / Kelvin Emitter for improved switching performance
- / Temperature sensor



Schematics see page: 177
More details: www.vincotech.com/flowPACK-0

Part-No	I Voltage [V]	I Current [A]	I Technology	I Comments
Inverter-KE-NTC				
V23990-P861-F49-PM	600	10	IGBT3	
V23990-P862-F49-PM	600	15	IGBT3	
V23990-P864-F48-PM	600	30	IGBT3	
V23990-P864-F49-PM	600	30	IGBT3	
V23990-P865-F48-PM	600	50	IGBT3	
V23990-P865-F49-PM	600	50	IGBT3	
V23990-P865-F48Y-PM	600	50	IGBT3	
V23990-P866-F48-PM	600	75	IGBT3	
V23990-P866-F49-PM	600	75	IGBT3	
V23990-P866-F48Y-PM	600	75	IGBT3	
V23990-P867-F48-PM	1200	10	IGBT4	
V23990-P867-F49-PM	1200	10	IGBT4	
10-FZ126PA010M7-P867F78	1200	10	IGBT M7	
V23990-P868-F49Y-PM	1200	15	IGBT4	
10-FZ126PA015M7-P868F78	1200	15	IGBT M7	
V23990-P869-F48-PM	1200	25	IGBT4	
V23990-P869-F49-PM	1200	25	IGBT4	
10-FZ126PA025M7-P869F78	1200	25	IGBT M7	
V23990-P860-F48-PM	1200	35	IGBT4	
V23990-P860-F49-PM	1200	35	IGBT4	
10-FZ126PA035M7-P860F78	1200	35	IGBT M7	

flowPACK 0 SiC

Available Housings:

/ flow 0 2-clips 12 mm

Possible Features:

- / 3xHalf Bridge
- / Open Emitter configuration
- / Kelvin Emitter for improved switching performance
- / Integrated DC capacitor
- / Temperature sensor
- / Split output for transient deactivation of the body diode and elimination of X-conduction at fast turn-on



Schematics see page: 177
More details: www.vincotech.com/flowPACK-0-SiC

Part-No	I Voltage [V]	I Current [A]	I Technology	I Comments
3xHalf Bridge-OE-KE-Cap-SO-NTC				
10-PZ126PA080ME-M909F18Y	1200	35	SiC MOSFET	
10-PZ126PA080MR-M909F28Y	1200	35	SiC MOSFET	

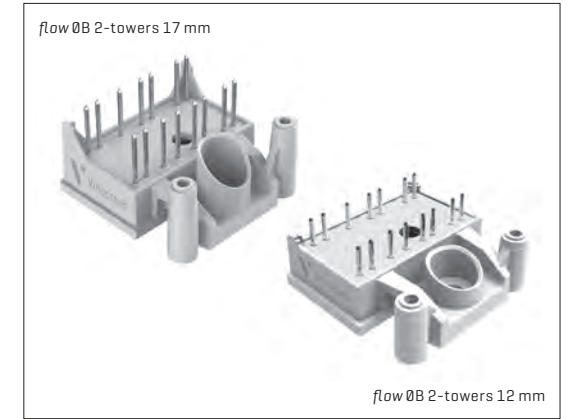
flowPACK 0B

Available Housings:

/ flow 0B 2-towers 17 mm / flow 0B 2-towers 12 mm

Possible Features:

- / Inverter
- / Open Emitter configuration
- / Temperature sensor



Schematics see page: 177
More details: www.vincotech.com/flowPACK-0B

Part-No	I Voltage [V]	I Current [A]	I Technology	I Comments
Inverter-OE-NTC				
10-0B066PA006SB-M992F09	600	6	IGBT3 LL	
10-0B066PA010SB-M993F09	600	10	IGBT3 LL	
10-0B066PA015SB-M994F09	600	15	IGBT3 LL	
10-0B066PA020SB-M995F09	600	20	IGBT3 LL	
10-0B066PA030SB-M996F09	600	30	IGBT3 LL	
10-ZB066PA030SB-M996F08	600	30	IGBT3 LL	
10-0B126PA004SC-M997F09	1200	4	IGBT4	
10-0B126PA008SC-M998F09	1200	8	IGBT4	
10-0B126PA015SC-M999F09	1200	15	IGBT4	


flow90PACK 1

Available Housings:

/ flow 90 1 2-clips

Possible Features:

- / Inverter
- / Kelvin Emitter for improved switching performance
- / Temperature sensor
- / Open Emitter configuration



Schematics see page: 177
More details: www.vincotech.com/flow90PACK-1

Part-No	I Voltage [V]	I Current [A]	I Technology	I Comments
Inverter-KE-NTC				
V23990-P707-F40-PM	1200	8	IGBT4	
V23990-P708-F40-PM	1200	15	IGBT4	
V23990-P709-F40-PM	1200	25	IGBT4	
V23990-P700-F40-PM	1200	35	IGBT4	
V23990-P700-F44-PM	1200	50	IGBT4	
Inverter-OE-KE-NTC				
V23990-P704-F-PM	600	30	IGBT3	
V23990-P705-F-PM	600	50	IGBT3	
V23990-P706-F-PM	600	75	IGBT3	


flowPACK 1

Available Housings:

/ flow 1 4-towers 17 mm / flow 1 4-towers 12 mm

Possible Features:

- / Inverter
- / Kelvin Emitter for improved switching performance
- / Temperature sensor



Schematics see page: 177
More details: www.vincotech.com/flowPACK-1


Part-No	I Voltage [V]	I Current [A]	I Technology	I Comments
Inverter-KE-NTC				
V23990-P823-F-PM	600	50	IGBT3	improved Rth [ALN]
V23990-P823-F10-PM	600	50	IGBT3	
V23990-P824-F-PM	600	75	IGBT3	improved Rth [ALN]
V23990-P824-F10-PM	600	75	IGBT3	
V23990-P825-F-PM	600	100	IGBT3	improved Rth [ALN]
V23990-P825-F10-PM	600	100	IGBT3	
V23990-P828-F-PM	1200	35	IGBT4	improved Rth [ALN]
V23990-P828-F10-PM	1200	35	IGBT4	
V23990-P828-FY-PM	1200	35	IGBT4	
10-P1126PA035M701-L827F19Y	1200	35	IGBT M7	
10-F1126PA035M7-L827F09	1200	35	IGBT M7	
10-P1126PA035M7-L827F09Y	1200	35	IGBT M7	
V23990-P829-F-PM	1200	50	IGBT4	improved Rth [ALN]
V23990-P829-F10-PM	1200	50	IGBT4	
V23990-P829-FY-PM	1200	50	IGBT4	
V23990-P829-F108-PM	1200	50	IGBT4	
V23990-P829-F10Y-PM	1200	50	IGBT4	
10-F1126PA050M7-L828F09	1200	50	IGBT M7	
10-P1126PA050M7-L828F09Y	1200	50	IGBT M7	
V23990-P820-F-PM	1200	75	IGBT4	
V23990-P820-F10-PM	1200	75	IGBT4	improved Rth [ALN]
10-P1126PA075M7-L829F09Y	1200	75	IGBT M7	
V23990-P820-F10Y-PM	1200	75	IGBT4	
10-F1126PA075M7-L829F09	1200	75	IGBT M7	
10-F1126PA075SH-L829F49	1200	75	IGBT4 HS	
10-F1126PA100M7-L820F09	1200	100	IGBT M7	
10-P1126PA100M7-L820F09Y	1200	100	IGBT M7	

flowPACK 1 SiC**Available Housings:**

/ flow 1 4-towers 12 mm

Possible Features:

- / 3xHalf Bridge
- / Open Emitter configuration
- / Kelvin Emitter for improved switching performance
- / Temperature sensor



Schematics see page: 177
 More details: www.vincotech.com/flowPACK-1-SiC

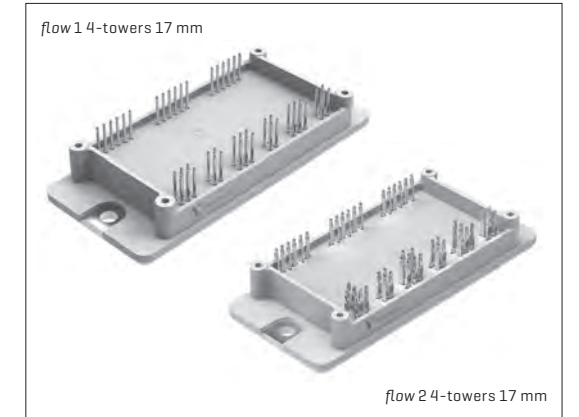
Part-No	I Voltage [V]	I Current [A]	I Technology	I Comments
3xHalf Bridge-OE-KE-NTC				
10-PY096PA035ME-L224F18Y	900	70	SiC MOSFET	
10-PY126PA040MR-L226F28Y	1200	35	SiC MOSFET	
10-PY126PA020ME-L227F18Y	1200	50	SiC MOSFET	
10-PY126PA020MR-L227F28Y	1200	50	SiC MOSFET	

flowPACK 2**Available Housings:**

/ flow 2 4-towers 17 mm

Possible Features:

- / 3xHalf Bridge
- / Open Emitter configuration
- / Kelvin Emitter for improved switching performance
- / Temperature sensor



Schematics see page: 177
 More details: www.vincotech.com/flowPACK-2

Part-No	I Voltage [V]	I Current [A]	I Technology	I Comments
3xHalf Bridge-OE-KE-NTC				
30-P2126PA050SC-L287F09Y	1200	50	IGBT4	
30-P2126PA075SC-L288F09Y	1200	75	IGBT4	
30-P2126PA075M7-L288F79Y	1200	75	IGBT M7	
30-P2126PA100SC-L289F09Y	1200	100	IGBT4	
30-P2126PA100M7-L289F79Y	1200	100	IGBT M7	
30-P2126PA150SC-L280F09Y	1200	150	IGBT4	
30-P2126PA150M7-L280F79Y	1200	150	IGBT M7	
30-P2126PA150SH-L280F49Y	1200	150	IGBT4 HS	
3xHalf Bridge-OE-KE				
V23990-P689-F-PM	1200	100	IGBT4	

VINcoPACK E3**Available Housings:**

/ VINco E3

Possible Features:

- / Inverter
- / Kelvin Emitter for improved switching performance
- / Temperature sensor



Schematics see page: 177
 More details: www.vincotech.com/VINcoPACK-E3

Part-No	I Voltage [V]	I Current [A]	I Technology	I Comments
Inverter-KE-NTC				
A0-VS126PA100M7-L997F70	1200	100	IGBT M7	
A0-VS126PA150M7-L998F70	1200	150	IGBT M7	
A0-VS126PA200M7-L999F70	1200	200	IGBT M7	

MiniSKiiP® PACK 1**Available Housings:**

/ MiniSKiiP® 1

Possible Features:

- / Inverter
- / Open Emitter configuration
- / Temperature sensor



Schematics see page: 177
 More details: www.vincotech.com/MiniSKiiP-PACK-1


Part-No	I Voltage [V]	I Current [A]	I Technology	I Comments
Inverter-OE-NTC				
V23990-K218-F40-PM	1200	8	IGBT4	Equivalent: SKiiP® 11NAB12T4V1
80-M1126PA010M7-K217F70	1200	10	IGBT M7	
V23990-K219-F-PM	1200	15	IGBT3	Equivalent: SKiiP® 12NAB126V1
V23990-K219-F40-PM	1200	15	IGBT4	Equivalent: SKiiP® 12NAB12T4V1
80-M1126PA015M7-K218F70	1200	15	IGBT M7	
V23990-K210-F-PM	1200	25	IGBT3	Equivalent: SKiiP® 13AC126V1
V23990-K210-F40-PM	1200	25	IGBT4	Equivalent: SKiiP® 13AC12T4V1
80-M1126PA025M7-K219F70	1200	25	IGBT M7	
80-M1126PA035M7-K210F70	1200	35	IGBT M7	

MiniSKiiP® PACK 2**Available Housings:**

/ MiniSKiiP® 2

Possible Features:

/ Inverter
 / Kelvin Emitter for improved switching performance
 / Temperature sensor
 / Open Emitter configuration



Schematics see page: 177
 More details: www.vincotech.com/MiniSKiiP-PACK-2


Part-No	I Voltage [V]	I Current [A]	I Technology	I Comments
Inverter-KE-NTC				
V23990-K232-F-PM	600	50	IGBT3	Equivalent: SKiiP® 26AC066V1
V23990-K233-F-PM	600	75	IGBT3	Equivalent: SKiiP® 27AC066V1
V23990-K237-F40-PM	1200	25	IGBT4	Equivalent: SKiiP® 23AC12T4V1
V23990-K238-F40-PM	1200	35	IGBT4	Equivalent: SKiiP® 24AC12T4V1
80-M2126PA035M7-K717F70	1200	35	IGBT M7	
V23990-K239-F40-PM	1200	50	IGBT4	Equivalent: SKiiP® 25AC12T4V1
80-M2126PA050M7-K718F70	1200	50	IGBT M7	
V23990-K230-F40-PM	1200	70	IGBT4	Equivalent: SKiiP® 26AC12T4V1
80-M2126PA075M7-K719F70	1200	75	IGBT M7	in qualification
80-M2126PA100M7-K710F70	1200	100	IGBT M7	in qualification
Inverter-OE-KE-NTC				
V23990-K359-F40-PM	1200	50	IGBT4	

MiniSKiiP® PACK 3**Available Housings:**

/ MiniSKiiP® 3

Possible Features:

/ Inverter
 / Kelvin Emitter for improved switching performance
 / Temperature sensor



Schematics see page: 177
 More details: www.vincotech.com/MiniSKiiP-PACK-3

Part-No	I Voltage [V]	I Current [A]	I Technology	I Comments
Inverter-KE-NTC				
V23990-K438-F40-PM	1200	75	IGBT4	
80-M3126PA100M7-K828F70	1200	100	IGBT M7	
V23990-K439-F40-PM	1200	100	IGBT4	
V23990-K430-F40-PM	1200	150	IGBT4	
80-M3126PA150M7-K829F70	1200	150	IGBT M7	
80-M3126PB200M7-K810F70	1200	200	IGBT M7	

flowPACK E1 **NEW**

Available Housings:

/ flow E1

Possible Features:

- / Inverter
- / Kelvin Emitter for improved switching performance
- / Temperature sensor
- / Open Emitter configuration



Schematics see page: 177
 More details: www.vincotech.com/flowPACK-E1

Part-No	I Voltage [V]	I Current [A]	I Technology	I Comments
INVERTER-KE-NTC				
10-EZ126PA025SC-L858F48T	1200	25	IGBT4	
10-EZ126PA025M7-L858F78T	1200	25	IGBT M7	
10-EZ126PA035SC-L859F48T	1200	35	IGBT4	
10-EZ126PA035M7-L859F78T	1200	35	IGBT M7	

flowPACK E2 **NEW**

Available Housings:

/ flow E2


Possible Features:

- / Inverter
- / Kelvin Emitter for improved switching performance
- / Temperature sensor
- / Open Emitter configuration



Schematics see page: 177
 More details: www.vincotech.com/flowPACK-E2

Part-No	I Voltage [V]	I Current [A]	I Technology	I Comments
INVERTER-KE-NTC				
10-EY126PA050SC-L196F48T	1200	50	IGBT4	
10-EY126PA050M7-L196F78T	1200	50	IGBT M7	
10-EY126PA075SC-L197F48T	1200	75	IGBT4	
10-EY126PA075M7-L197F78T	1200	75	IGBT M7	
10-EY126PA100M7-L198F78T	1200	100	IGBT M7	



RECTIFIER [+BRAKE]

SIXPACK

SIXPACK+RECTIFIER

SEVENPACK

PIM [CIB]

PIM+PFC [CIP]

IPM [CIB]

IPM [CIP_PIM+PFC]

HALF-BRIDGE

H-BRIDGE

SINGLE-PHASE-INVERTER

H6.5

BOOSTER

BOOSTER-SYMMETRIC

Buck-Booster Symmetric

PFC [Single-phase applications]

PFC [Three-phase applications]

Three-level NPC [I-Type]

Three-level MNPC [T-Type]

Three-level ANPC

Schematics / Housings

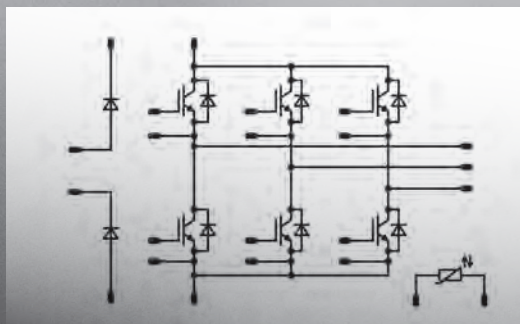
Naming System

Application:

/ EMBEDDED DRIVES / INDUSTRIAL DRIVES

Topology Features:

/ Three-phase inverter for active front end




flowPACK 1+R

Available Housings:

/ flow 1 4-towers 12 mm

Possible Features:

- / Inverter+Rectifier
- / Kelvin Emitter for improved switching performance
- / Temperature sensor



Schematics see page: 178
More details: www.vincotech.com/flowPACK-1+R

Part-No	I Voltage [V]	I Current [A]	I Technology	I Comments
Inverter+Rectifier-KE-NTC				
10-F106R6A030SB-M434E08	600	30	IGBT3	
10-F106R6A030SB01-M434E18	600	30	IGBT3	w/o NTC
10-F106R6A050SB-M435E08	600	50	IGBT3	
10-F106R6A050SB01-M435E18	600	50	IGBT3	w/o NTC
10-F112R6A015SC-M438E08	1200	15	IGBT4	
10-F112R6A015SC01-M438E18	1200	15	IGBT4	w/o NTC
10-F112R6A035SC-M439E08	1200	35	IGBT4	
10-F112R6A035SC01-M439E18	1200	35	IGBT4	w/o NTC
10-F112R6A050SC-M430E08	1200	50	IGBT4	
10-F112R6A050SC01-M430E18	1200	50	IGBT4	w/o NTC


flowPACK 2+R

Available Housings:

/ flow 2 4-towers 17 mm

Possible Features:

- / Inverter
- / Open Emitter configuration
- / Kelvin Emitter for improved switching performance
- / Temperature sensor



Schematics see page: 178
More details: www.vincotech.com/flowPACK-2+R

Part-No	I Voltage [V]	I Current [A]	I Technology	I Comments
Inverter+Rectifier-OE-KE-NTC				
30-F206R6A050SB01-M442E10	600	50	IGBT3 LL	w/o NTC
30-F206R6A075SB01-M443E10	600	75	IGBT3 LL	w/o NTC
30-F206R6A100SB01-M444E10	600	100	IGBT3 LL	w/o NTC
30-F206R6A150SB01-M445E10	600	150	IGBT3 LL	w/o NTC
30-F212R6A050SC01-M447E10	1200	50	IGBT4	w/o NTC
30-F212R6A075SC01-M448E10	1200	75	IGBT4	w/o NTC
30-F212R6A100SC01-M449E10	1200	100	IGBT4	w/o NTC
30-F212R6A150SC01-M440E10	1200	150	IGBT4	w/o NTC

RECTIFIER [+BRAKE]

SIXPACK

SIXPACK+RECTIFIER

SEVENPACK

PIM [CIB]

PIM+PFC [CIP]

IPM [CIB]

IPM [CIP_PIM+PFC]

HALF-BRIDGE

H-BRIDGE

SINGLE-PHASE-INVERTER

H6.5

BOOSTER

BOOSTER-SYMMETRIC

Buck-Booster Symmetric

PFC [Single-phase applications]

PFC [Three-phase applications]

Three-level NPC [I-Type]

Three-level MNPC [T-Type]

Three-level ANPC

Schematics / Housings

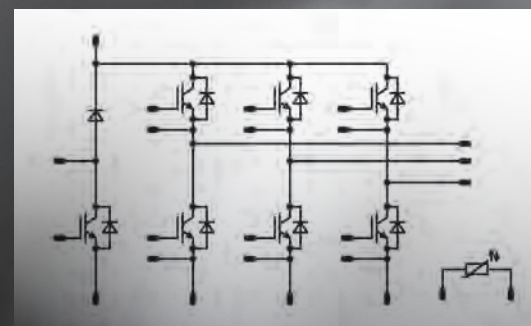
Naming System

Application:

/ EMBEDDED DRIVES / INDUSTRIAL DRIVES

Topology Features:

/ Three-phase inverter + Brake



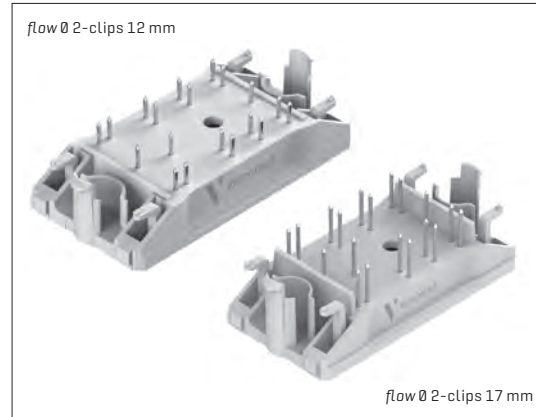
flow7PACK 0

Available Housings:

/ flow 0 2-clips 12 mm / flow 0 2-clips 17 mm

Possible Features:

- / Open Emitter configuration
- / Temperature sensor
- / Brake+Inverter



Schematics see page: 178
 More details: www.vincotech.com/flow7PACK-0

Part-No	I Voltage [V]	I Current [A]	I Technology	I Comments
IB-OE-NTC				
10-F0127PA008SC-L156E09	1200	8	IGBT4	
10-FZ127PA008SC-L156E08	1200	8	IGBT4	
10-F0127PA015SC-L158E09	1200	15	IGBT4	
10-FZ127PA015SC-L158E08	1200	15	IGBT4	
10-F0127PA025SC-L159E09	1200	25	IGBT4	
10-FZ127PA025SC-L159E08	1200	25	IGBT4	


flow7PACK 1

Available Housings:

/ flow 1 4-towers 17 mm

Possible Features:

- / Open Emitter configuration
- / Temperature sensor
- / Brake+Inverter



Schematics see page: 178
 More details: www.vincotech.com/flow7PACK-1

Part-No	I Voltage [V]	I Current [A]	I Technology	I Comments
IB-OE-NTC				
10-F1127PA025SC-L167E09	1200	25	IGBT4	
10-F1127PA035SC-L168E09	1200	35	IGBT4	
10-F1127PA050SC-L169E09	1200	50	IGBT4	

SEVENPACK


flow7PACK 2

Available Housings:

/ flow 2 4-towers 17 mm

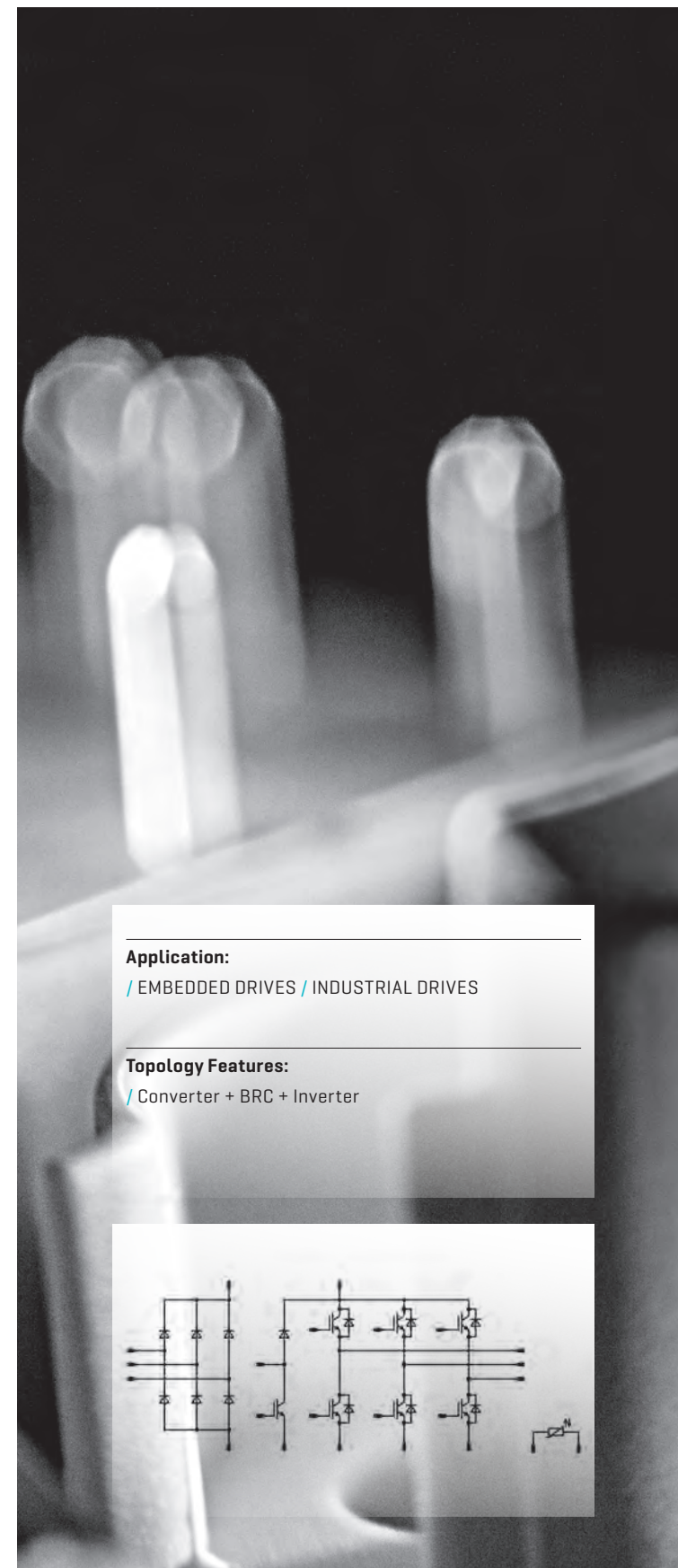
Possible Features:

- / Inverter
- / Brake Chopper
- / Open Emitter configuration
- / Kelvin Emitter for improved switching performance
- / Temperature sensor



Schematics see page: 178
 More details: www.vincotech.com/flow7PACK-2

Part-No	I Voltage [V]	I Current [A]	I Technology	I Comments
Inverter-OE-KE-Brake-NTC				
30-F2127PA050SC-L177E09	1200	50	IGBT4	
30-F2127PA075SC-L178E09	1200	75	IGBT4	
30-F2127PA100SC-L179E09	1200	100	IGBT4	

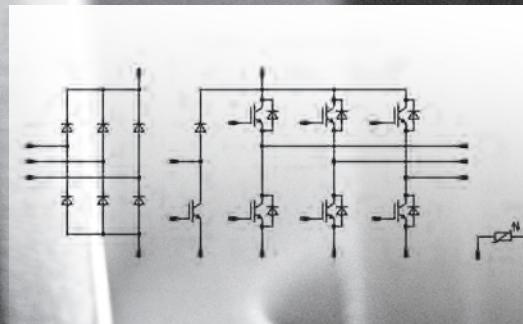


Application:

/ EMBEDDED DRIVES / INDUSTRIAL DRIVES

Topology Features:

/ Converter + BRC + Inverter



RECTIFIER [+BRAKE]

SIXPACK

SIXPACK+RECTIFIER

SEVENPACK

PIM [CIB]

PIM+PFC [CIP]

IPM [CIB]

IPM [CIP_PIM+PFC]

HALF-BRIDGE

H-BRIDGE

SINGLE-PHASE-INVERTER

H6.5

BOOSTER

BOOSTER-SYMMETRIC

Buck-Booster Symmetric

PFC [Single-phase applications]

PFC [Three-phase applications]

Three-level NPC [I-Type]

Three-level MNPC [T-Type]

Three-level ANPC

Schematics / Housings

Naming System


flowPIM® 0

Available Housings:

/ flow 0 2-clips 12 mm / flow 0 2-clips 17 mm

Possible Features:

- / Open Emitter configuration
- / Temperature sensor
- / Converter+Brake+Inverter
- / Converter+Inverter
- / Single-phase Converter+Brake+Inverter
- / Single-phase Converter+Inverter
- / Three-phase Converter+Brake+Inverter
- / Three-phase Converter+Inverter



Schematics see page: 178
More details: www.vincotech.com/flowPIM-0

Part-No	Voltage [V]	Current [A]	Technology	Comments
CIB-OE-NTC				
V23990-P541-A28-PM	600	6	IGBT3	with three-phase standard rectifier
V23990-P541-A29-PM	600	6	IGBT3	with three-phase standard rectifier
V23990-P541-B28-PM	600	6	IGBT3	with single-phase standard rectifier
V23990-P541-B138-PM	600	6	IGBT3	with single-phase enhanced rectifier
V23990-P541-B129-PM	600	6	IGBT3	with single-phase standard rectifier
V23990-P543-A28-PM	600	10	IGBT3	with three-phase standard rectifier
V23990-P543-A29-PM	600	10	IGBT3	with three-phase standard rectifier
V23990-P543-A39-PM	600	10	IGBT3	with three-phase enhanced rectifier
V23990-P543-B129-PM	600	10	IGBT3	with single-phase standard rectifier
V23990-P543-B28-PM	600	10	IGBT3	with single-phase standard rectifier
V23990-P544-A28-PM	600	15	IGBT3	with three-phase standard rectifier
V23990-P544-A29-PM	600	15	IGBT3	with three-phase standard rectifier
V23990-P544-B28-PM	600	15	IGBT3	with single-phase standard rectifier
V23990-P544-B129-PM	600	15	IGBT3	with single-phase standard rectifier
V23990-P544-B128-PM	600	15	IGBT3	with single-phase standard rectifier
V23990-P545-A28-PM	600	20	IGBT3	with three-phase standard rectifier
V23990-P545-A29-PM	600	20	IGBT3	with three-phase standard rectifier
V23990-P545-A39-PM	600	20	IGBT3	with three-phase enhanced rectifier
V23990-P545-B28-PM	600	20	IGBT3	with single-phase standard rectifier
V23990-P545-B128-PM	600	20	IGBT3	with single-phase standard rectifier
V23990-P545-B129-PM	600	20	IGBT3	with single-phase standard rectifier
V23990-P546-A28-PM	600	30	IGBT3	with three-phase standard rectifier
V23990-P546-A38-PM	600	30	IGBT3	with three-phase enhanced rectifier
V23990-P546-A39-PM	600	30	IGBT3	with three-phase enhanced rectifier
V23990-P546-A29-PM	600	30	IGBT3	with three-phase standard rectifier
V23990-P546-D28-PM	600	30	IGBT3	with three-phase standard rectifier
V23990-P546-B28-PM	600	30	IGBT3	with single-phase standard rectifier
V23990-P546-B128-PM	600	30	IGBT3	with single-phase standard rectifier
V23990-P848-A58-PM	1200	4	IGBT4	with three-phase enhanced rectifier
V23990-P848-A49-PM	1200	4	IGBT4	with three-phase standard rectifier
V23990-P848-A59-PM	1200	4	IGBT4	with three-phase enhanced rectifier
10-FZ12PMA005M7-P848A28	1200	5	IGBT M7	with three-phase standard rectifier

Part-No	Voltage [V]	Current [A]	Technology	Comments
10-F012PMA005M7-P848A29	1200	5	IGBT M7	with three-phase standard rectifier
V23990-P849-A48-PM	1200	8	IGBT4	with three-phase standard rectifier
V23990-P849-A49-PM	1200	8	IGBT4	with three-phase standard rectifier
V23990-P849-A58-PM	1200	8	IGBT4	with three-phase enhanced rectifier
V23990-P849-A59-PM	1200	8	IGBT4	with three-phase enhanced rectifier
V23990-P849-A59Y-PM	1200	8	IGBT4	with three-phase enhanced rectifier
V23990-P849-A49Y-PM	1200	8	IGBT4	with three-phase standard rectifier
10-FZ12PMA010M7-P849A28	1200	10	IGBT M7	with three-phase standard rectifier
10-F012PMA010M7-P849A29	1200	10	IGBT M7	with three-phase standard rectifier
V23990-P840-A48-PM	1200	15	IGBT4	with three-phase standard rectifier
V23990-P840-A49-PM	1200	15	IGBT4	with three-phase standard rectifier
V23990-P840-A58-PM	1200	15	IGBT4	with three-phase enhanced rectifier
V23990-P840-A59-PM	1200	15	IGBT4	with three-phase enhanced rectifier
V23990-P840-A58Y-PM	1200	15	IGBT4	with three-phase enhanced rectifier
10-FZ12PMA015M7-P840A28	1200	15	IGBT M7	with three-phase standard rectifier
10-F012PMA015M7-P840A29	1200	15	IGBT M7	with three-phase standard rectifier
CI-OE-NTC				
V23990-P541-C29-PM	600	6	IGBT3	with three-phase standard rectifier
V23990-P541-D138-PM	600	6	IGBT3	with single-phase standard rectifier
V23990-P541-D129-PM	600	6	IGBT3	with single-phase standard rectifier
V23990-P541-D28-PM	600	6	IGBT3	with single-phase standard rectifier
V23990-P543-D129-PM	600	10	IGBT3	with single-phase standard rectifier
V23990-P543-D28-PM	600	10	IGBT3	with single-phase standard rectifier
V23990-P543-C29-PM	600	10	IGBT3	with three-phase standard rectifier
V23990-P543-C28-PM	600	10	IGBT3	with three-phase standard rectifier
V23990-P544-C29-PM	600	15	IGBT3	with three-phase standard rectifier
V23990-P545-C38-PM	600	20	IGBT3	with three-phase enhanced rectifier
V23990-P545-C39-PM	600	20	IGBT3	with three-phase enhanced rectifier
V23990-P545-C29-PM	600	20	IGBT3	with three-phase standard rectifier
V23990-P546-C39-PM	600	30	IGBT3	with three-phase enhanced rectifier
V23990-P546-C38-PM	600	30	IGBT3	with three-phase enhanced rectifier
V23990-P546-C29-PM	600	30	IGBT3	with three-phase standard rectifier
V23990-P546-C28-PM	600	30	IGBT3	with three-phase standard rectifier
V23990-P848-C48-PM	1200	4	IGBT4	with three-phase standard rectifier
V23990-P848-C58-PM	1200	4	IGBT4	with three-phase enhanced rectifier
V23990-P848-C49-PM	1200	4	IGBT4	with three-phase standard rectifier
V23990-P848-C59-PM	1200	4	IGBT4	with three-phase enhanced rectifier
V23990-P849-C48-PM	1200	8	IGBT4	with three-phase standard rectifier
V23990-P849-C49-PM	1200	8	IGBT4	with three-phase standard rectifier
V23990-P849-C58-PM	1200	8	IGBT4	with three-phase enhanced rectifier
V23990-P849-C59-PM	1200	8	IGBT4	with three-phase enhanced rectifier
V23990-P840-C49-PM	1200	15	IGBT4	with three-phase standard rectifier
V23990-P840-C58-PM	1200	15	IGBT4	with three-phase enhanced rectifier
V23990-P840-C59-PM	1200	15	IGBT4	with three-phase enhanced rectifier
V23990-P840-C48-PM	1200	15	IGBT4	with three-phase standard rectifier


flowPIM® 0B

Available Housings:

/ flow 0B 2-towers 17 mm

Possible Features:

- / Open Emitter configuration
- / Temperature sensor
- / Single-phase Converter+Inverter



Schematics see page: 178
More details: www.vincotech.com/flowPIM-0B

Part-No	I Voltage [V]	I Current [A]	I Technology	I Comments
---------	---------------	---------------	--------------	------------

CI-OE-NTC				
10-0B06PRA004RC-L022C09	600	4	IGBT RC	


flowPIM® 1

Available Housings:

/ flow 1 4-towers 17 mm / flow 1 4-towers 12 mm

Possible Features:

- / Kelvin Emitter for improved switching performance
- / Open Emitter configuration
- / Temperature sensor
- / Converter+Brake+Inverter
- / Converter+Inverter



Schematics see page: 178
More details: www.vincotech.com/flowPIM-1

Part-No	I Voltage [V]	I Current [A]	I Technology	I Comments
---------	---------------	---------------	--------------	------------

CIB-OE-KE-NTC				
V23990-P585-A20-PM	600	30	IGBT3	
V23990-P585-A20Y-PM	600	30	IGBT3	
V23990-P585-A208-PM	600	30	IGBT3	
V23990-P586-A20-PM	600	50	IGBT3	
V23990-P586-A20Y-PM	600	50	IGBT3	
V23990-P586-A208-PM	600	50	IGBT3	
V23990-P586-A208Y-PM	600	50	IGBT3	
V23990-P587-A20-PM	600	75	IGBT3	
V23990-P587-A208-PM	600	75	IGBT3	
V23990-P588-A41-PM	1200	15	IGBT4	
V23990-P588-A418-PM	1200	15	IGBT4	with brake
10-FY12PMA015M7-P587A78	1200	15	IGBT M7	
10-F112PMA015M7-P587A79	1200	15	IGBT M7	
10-PY12PMA015M7-P587A78Y	1200	15	IGBT M7	
V23990-P589-A418-PM	1200	25	IGBT4	
V23990-P589-A418Y-PM	1200	25	IGBT4	
V23990-P589-A41-PM	1200	25	IGBT4	
V23990-P589-A41Y-PM	1200	25	IGBT4	
10-FY12PMA025M7-P588A78	1200	25	IGBT M7	
10-F112PMA025M7-P588A79	1200	25	IGBT M7	
10-PY12PMA025M7-P588A78Y	1200	25	IGBT M7	
10-FY12PMA035M7-P589A78	1200	35	IGBT M7	
10-F112PMA035M7-P589A79	1200	35	IGBT M7	
10-PY12PMA035M7-P589A78Y	1200	35	IGBT M7	
10-FY12PMA050M7-P580A78	1200	50	IGBT M7	
CI-OE-KE-NTC				
V23990-P585-C20-PM	600	30	IGBT3	
V23990-P586-C20-PM	600	50	IGBT3	
V23990-P587-C20-PM	600	75	IGBT3	
V23990-P588-C41-PM	1200	15	IGBT4	
V23990-P588-C418-PM	1200	15	IGBT4	
V23990-P589-C418-PM	1200	25	IGBT4	
V23990-P580-C41-PM	1200	35	IGBT4	
V23990-P580-C41Y-PM	1200	35	IGBT4	
V23990-P580-C418-PM	1200	35	IGBT4	

flow90PIM 1

Available Housings:

/ flow90 1 2-clips

Possible Features:

- / Converter+Brake+Inverter
- / Open Emitter configuration
- / Temperature sensor



Schematics see page: 178
More details: www.vincotech.com/flow90PIM-1

Part-No	Voltage [V]	Current [A]	Technology	Comments
CIB-OE-NTC				
V23990-P631-A-PM	600	6	IGBT3	
V23990-P632-A-PM	600	10	IGBT3	
V23990-P633-A-PM	600	15	IGBT3	
V23990-P634-A-PM	600	20	IGBT3	
V23990-P635-A-PM	600	30	IGBT3	
V23990-P638-A40-PM	1200	4	IGBT4	
V23990-P639-A40-PM	1200	8	IGBT4	
10-R112PMA010M7-P639A70	1200	10	IGBT M7	
V23990-P630-A40-PM	1200	15	IGBT4	
10-R112PMA015M7-P639A75	1200	15	IGBT M7	
V23990-P630-A44-PM	1200	25	IGBT4	
10-R112PMA025M7-P630A70	1200	25	IGBT M7	


flowPIM® 2

Available Housings:

/ flow 2 4-towers 17 mm

Possible Features:

- / Kelvin Emitter for improved switching performance
- / Open Emitter configuration
- / Temperature sensor
- / Converter+Brake+Inverter
- / Converter+Inverter



Schematics see page: 178
More details: www.vincotech.com/flowPIM-2

Part-No	Voltage [V]	Current [A]	Technology	Comments
CIB-OE-KE-NTC				
V23990-P763-AY-PM	600	50	IGBT3	
V23990-P764-A-PM	600	75	IGBT3	
V23990-P764-AY-PM	600	75	IGBT3	
V23990-P765-A-PM	600	100	IGBT3	
V23990-P765-AY-PM	600	100	IGBT3	
V23990-P767-A-PM	1200	35	IGBT4	
V23990-P768-A-PM	1200	50	IGBT4	
V23990-P768-AY-PM	1200	50	IGBT4	
30-F212PMA050M7-L888A79	1200	50	IGBT M7	
30-P212PMA050M7-L888A79Y	1200	50	IGBT M7	
V23990-P769-A-PM	1200	75	IGBT4	
V23990-P769-AY-PM	1200	75	IGBT4	
30-F212PMA075M7-L889A79	1200	75	IGBT M7	
30-P212PMA075M7-L889A79Y	1200	75	IGBT M7	
V23990-P760-A-PM	1200	100	IGBT4	
V23990-P760-AY-PM	1200	100	IGBT4	
30-F212PMA100M7-L880A79	1200	100	IGBT M7	
30-P212PMA100M7-L880A79Y	1200	100	IGBT M7	
CI-OE-NTC				
V23990-P768-CY-PM	1200	50	IGBT4	

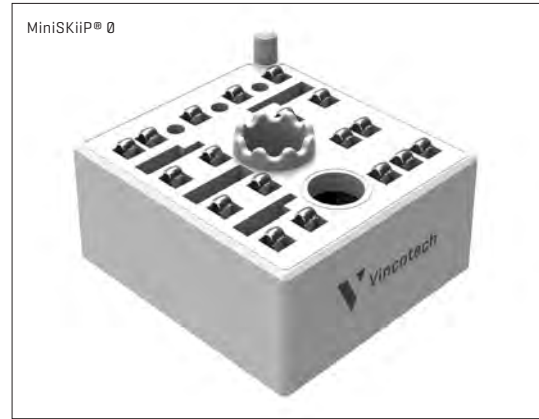
MiniSKiiP® PIM 0

Available Housings:

/ MiniSKiiP® 0

Possible Features:

- / Single-phase Converter+Inverter
- / Temperature sensor
- / Open Emitter configuration
- / Converter+Inverter



Schematics see page: 178
 More details: www.vincotech.com/MiniSKiiP-PIM-0

Part-No	Voltage [V]	Current [A]	Technology	Comments
CI-NTC				
80-M006PNB006SA01-K614D	600	6	IGBT3	Equivalent: SKiiP® 01NEC066V3
80-M006PNB010SA01-K615D	600	10	IGBT3	Equivalent: SKiiP® 02NEC066V3
80-M012PNB008SC-K619C41	1200	8	IGBT4	Equivalent: SKiiP® 03NAC12T4V1
80-M012PNA010M7-K619C71	1200	10	IGBT M7	
CI-OE-NTC				
80-M006PNB006SA-K614C	600	6	IGBT3	Equivalent: SKiiP® 01NAC066V3
80-M006PNB010SA-K615C	600	10	IGBT3	Equivalent: SKiiP® 02NAC066V3


MiniSKiiP® PIM 1

Available Housings:

/ MiniSKiiP® 1

Possible Features:

- / Open Emitter configuration
- / Temperature sensor
- / Single-phase Converter+Brake+Inverter
- / Converter+Brake+Inverter



Schematics see page: 178
 More details: www.vincotech.com/MiniSKiiP-PIM-1

Part-No	Voltage [V]	Current [A]	Technology	Comments
CIB-OE-NTC				
V23990-K201-A-PM	600	6	IGBT3	Equivalent: SKiiP® 01NAC066V3
V23990-K202-A-PM	600	10	IGBT3	Equivalent: SKiiP® 02NAC066V3
V23990-K203-A-PM	600	15	IGBT3	Equivalent: SKiiP® 13NAB066V1
V23990-K204-A-PM	600	20	IGBT3	Equivalent: SKiiP® 14NAB066V1
V23990-K209-A40-PM	1200	8	IGBT4	Equivalent: SKiiP® 11NAB12T4V1
80-M112PMA010M7-K209A70	1200	10	IGBT M7	
V23990-K200-A40-PM	1200	15	IGBT4	Equivalent: SKiiP® 12NAB12T4V1
80-M112PMA015M7-K200A70	1200	15	IGBT M7	

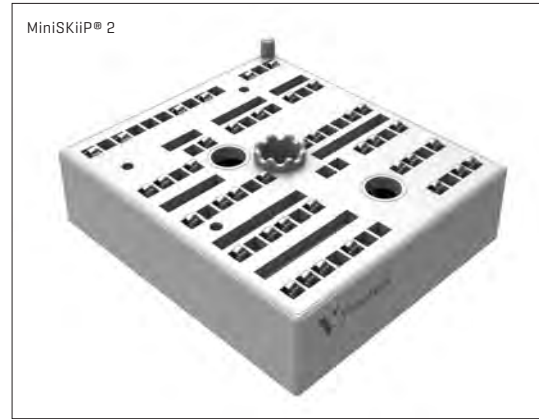
MiniSKiiP® PIM 2

Available Housings:

/ MiniSKiiP® 2

Possible Features:

- / Converter+Brake+Inverter
- / Kelvin Emitter for improved switching performance
- / Temperature sensor



Schematics see page: 178
More details: www.vincotech.com/MiniSKiiP-PIM-2

Part-No	Voltage [V]	Current [A]	Technology	Comments
CIB-KE-NTC				
V23990-K222-A-PM	600	30	IGBT3	Equivalent: SKiiP® 25NAB066V1
V23990-K223-A-PM	600	50	IGBT3	Equivalent: SKiiP® 26NAB066V1
V23990-K229-A40-PM	1200	25	IGBT4	Equivalent: SKiiP® 23NAB12T4V1
V23990-K229-A41-PM	1200	25	IGBT4	Equivalent: SKiiP® 23NAB12T4V10
80-M212PMA025M7-K229A70	1200	25	IGBT M7	
V23990-K220-A40-PM	1200	35	IGBT4	Equivalent: SKiiP® 24NAB12T4V1
V23990-K220-A41-PM	1200	35	IGBT4	Equivalent: SKiiP® 24NAB12T4V10
80-M212PMA035M7-K220A70	1200	35	IGBT M7	
80-M212PMA050M7-K740A	1200	50	IGBT M7	


MiniSKiiP® PIM 3

Available Housings:

/ MiniSKiiP® 3

Possible Features:

- / Converter+Brake+Inverter
- / Kelvin Emitter for improved switching performance
- / Temperature sensor



Schematics see page: 178
More details: www.vincotech.com/MiniSKiiP-PIM-3

Part-No	Voltage [V]	Current [A]	Technology	Comments
CIB-KE-NTC				
V23990-K242-A-PM	600	75	IGBT3	Equivalent: SKiiP® 37NAB066V1
V23990-K243-A-PM	600	100	IGBT3	Equivalent: SKiiP® 38NAB066V1
V23990-K427-A40-PM	1200	35	IGBT4	Equivalent: SKiiP® 34NAB12T4V1
V23990-K428-A40-PM	1200	50	IGBT4	Equivalent: SKiiP® 35NAB12T4V1
80-M312PMA050M7-K428A70	1200	50	IGBT M7	
V23990-K429-A40-PM	1200	75	IGBT4	Equivalent: SKiiP® 37NAB12T4V1
80-M312PMA075M7-K429A70	1200	75	IGBT M7	
V23990-K420-A40-PM	1200	100	IGBT4	Equivalent: SKiiP® 38NAB12T4V1
80-M312PMA100M7-K420A70	1200	100	IGBT M7	

flowPIM® E1 **NEW**

Available Housings:

/ flow E1

Possible Features:

- / Converter+Brake+Inverter
- / Kelvin Emitter for improved switching performance
- / Temperature sensor



Schematics see page: 178
More details: www.vincotech.com/flowPIM-E1

Part-No	Voltage [V]	Current [A]	Technology	Comments
CIB-OE-NTC				
10-EZ12PMA010SC-L927A08T	1200	10	IGBT4	
10-EZ12PMA010M7-L927A78T	1200	10	IGBT M7	
10-EZ12PMA015SC-L928A08T	1200	15	IGBT4	
10-EZ12PMA015M7-L928A78T	1200	15	IGBT M7	

flowPIM® E2 **NEW**

Available Housings:

/ flow E2

Possible Features:

- / Converter+Brake+Inverter
- / Kelvin Emitter for improved switching performance
- / Temperature sensor



Schematics see page: 178
More details: www.vincotech.com/PIM-E2

Part-No	Voltage [V]	Current [A]	Technology	Comments
CIB-OE-NTC				
10-EY12PMA015SC-L186A48T	1200	15	IGBT4	
10-EY12PMA015M7-L186A78T	1200	15	IGBT M7	
10-EY12PMA025SC-L187A48T	1200	25	IGBT4	
10-EY12PMA025M7-L187A78T	1200	25	IGBT M7	
10-EY12PMA035SC-L188A48T	1200	35	IGBT4	
10-EY12PMA035M7-L188A78T	1200	35	IGBT M7	

RECTIFIER [+BRAKE]

SIXPACK

SIXPACK+RECTIFIER

SEVENPACK

PIM [CIB]

PIM+PFC [CIP]

IPM [CIB]

IPM [CIP_PIM+PFC]

HALF-BRIDGE

H-BRIDGE

SINGLE-PHASE-INVERTER

H6.5

BOOSTER

BOOSTER-SYMMETRIC

Buck-Booster Symmetric

PFC [Single-phase applications]

PFC [Three-phase applications]

Three-level NPC [I-Type]

Three-level MNPC [T-Type]

Three-level ANPC

Schematics / Housings

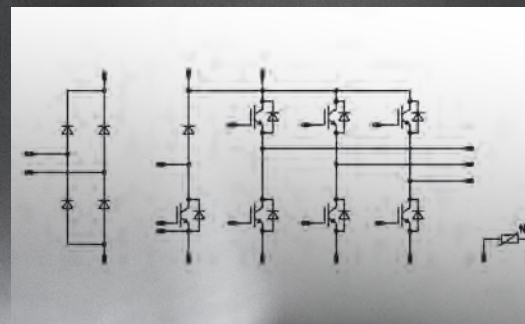
Naming System

Application:

/ EMBEDDED DRIVES / INDUSTRIAL DRIVES

Topology Features:

/ Single-phase converter + Inverter + PFC




flowPIM® 0B + PFC

Available Housings:

/ flow 0B 2-towers 17 mm

Possible Features:

- / Converter+PFC+Inverter
- / Open Emitter configuration
- / Temperature sensor



Schematics see page: 180
More details: www.vincotech.com/flowPIM-0B+PFC

Part-No	I Voltage [V]	I Current [A]	I Technology	I Comments
CIP-OE-NTC				
10-0B06PPA004RC-L022A09	600	4	IGBT RC	
10-0B06PPA006RC-L023A09	600	6	IGBT RC	
10-0B06PPA010RC-L025A09	600	10	IGBT RC	
10-0B06PPA010RC01-L025A19	600	10	IGBT RC	PFC: F5+SiC diode (up to 150 kHz)

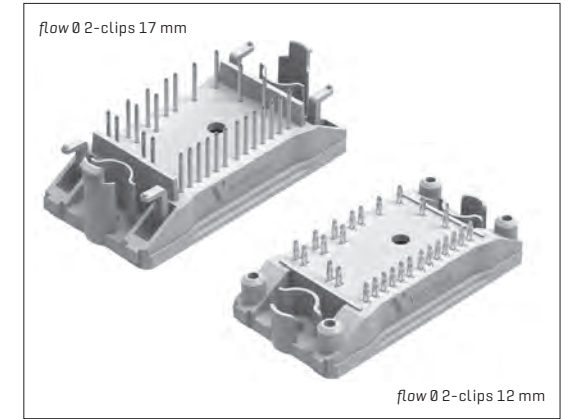
flowPIM® 0 + PFC

Available Housings:

/ flow 0 2-clips 17 mm / flow 0 2-clips 12 mm

Possible Features:

- / Converter+PFC+Inverter
- / Integrated Shunt Resistor
- / Open Emitter configuration
- / Temperature sensor



Schematics see page: 180
More details: www.vincotech.com/flowPIM-0+PFC

Part-No	I Voltage [V]	I Current [A]	I Technology	I Comments
CIP-OE-Shunt-NTC				
10-F006PPA006SB-M682B	600	6	IGBT3 LL	improved Rth (AlN)
10-PC06PPA006SB-M682B06Y	600	6	IGBT3 LL	
10-F006PPA010SB-M683B	600	10	IGBT3 LL	improved Rth (AlN)
10-P006PPA010SB-M683BY	600	10	IGBT3 LL	
10-PC06PPA010SB-M683B06Y	600	10	IGBT3 LL	
10-F006PPA015SB-M684B	600	15	IGBT3 LL	improved Rth (AlN)
10-F006PPA020SB-M685B	600	20	IGBT3 LL	improved Rth (AlN)
10-F006PPA020SB01-M685B10	600	20	IGBT3 LL	with SiC diode in PFC; improved Rth (AlN)

PIM+PFC (CIP)

flow90PIM 1 + PFC

Available Housings:

/ flow90 1 2-clip

Possible Features:

- / Converter+PFC+Inverter
- / Open Emitter configuration
- / Temperature sensor



Schematics see page: 180
More details: www.vincotech.com/flow90PIM-1+PFC

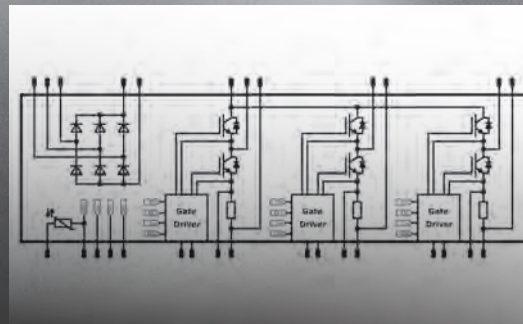
Part-No	I Voltage [V]	I Current [A]	I Technology	I Comments
CIP-OE-NTC 10-R106PPA020SB01-M934A	600	20	IGBT3 LL	

Application:

/ EMBEDDED DRIVES / INDUSTRIAL DRIVES

Topology Features:

/ Three-phase converter + Inverter +
Brake with integrated gate drive



RECTIFIER [+BRAKE]

SIXPACK

SIXPACK+RECTIFIER

SEVENPACK

PIM [CIB]

PIM+PFC [CIP]

IPM [CIB]

IPM [CIP_PIM+PFC]

HALF-BRIDGE

H-BRIDGE

SINGLE-PHASE-INVERTER

H6.5

BOOSTER

BOOSTER-SYMMETRIC

Buck-Booster Symmetric

PFC [Single-phase applications]

PFC [Three-phase applications]

Three-level NPC [I-Type]

Three-level MNPC [T-Type]

Three-level ANPC

Schematics / Housings

Naming System


flowIPM 1B [CI]

Available Housings:

/ flow 1B 4-towers 17 mm / flow 1B 4-towers 12 mm

Possible Features:

- / Complete Bootstrap Circuit
- / Converter+Inverter
- / Emitter Shunts
- / Open Emitter configuration
- / Temperature sensor
- / Inverter



Schematics see page: 180
More details: www.vincotech.com/flowIPM-1B-CI

Part-No	I Voltage [V]	I Current [A]	I Technology	I Comments
CIB-OE-NTC				
20-1B12IPA008SC-L239C09	1200	8	IGBT4	
20-FB12IPA008SC-L239C08Y	1200	8	IGBT4	
20-1B12IPA015SC-L579F09	1200	15	IGBT4	w/o rectifier


flowIPM 1C [CIB]

Available Housings:

/ flow 1C 4-towers 12 mm

Possible Features:

- / Brake Chopper
- / Complete Bootstrap Circuit
- / Emitter Shunts
- / Input rectifier
- / Gate Drives for Brake and Inverter switches
- / Inverter
- / Open Emitter configuration
- / Temperature sensor



Schematics see page: 180
More details: www.vincotech.com/flowIPM-1C-CIB

Part-No	I Voltage [V]	I Current [A]	I Technology	I Comments
CIB-OE-BRC-NTC				
20-1C12IBA015SH-LB18A08	1200	15	IGBT4	



RECTIFIER [+BRAKE]

SIXPACK

SIXPACK+RECTIFIER

SEVENPACK

PIM [CIB]

PIM+PFC [CIP]

IPM [CIB]

IPM [CIP_PIM+PFC]

HALF-BRIDGE

H-BRIDGE

SINGLE-PHASE-INVERTER

H6.5

BOOSTER

BOOSTER-SYMMETRIC

Buck-Booster Symmetric

PFC [Single-phase applications]

PFC [Three-phase applications]

Three-level NPC [I-Type]

Three-level MNPC [T-Type]

Three-level ANPC

Schematics / Housings

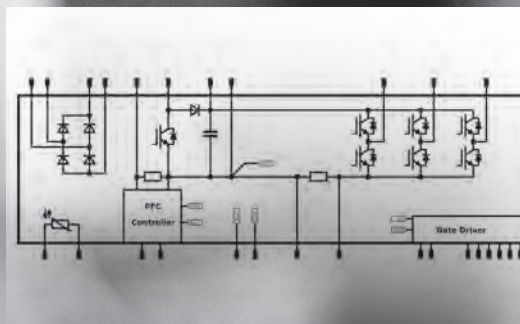
Naming System

Application:

/ EMBEDDED DRIVES / INDUSTRIAL DRIVES

Topology Features:

/ Single-phase converter + Inverter +
PFC with integrated gate drive



IPM [CIP/PIM+PFC]


flowIPM 1B [CIP]

Available Housings:

/ flow 1B 4-towers 17 mm

Possible Features:

- / Converter+PFC+Inverter
- / PFC controller or gate driver
- / Gate Drive including complete Bootstrap Circuit
- / Integrated DC capacitor
- / Inverter Shunt
- / PFC Shunt
- / Temperature sensor



Schematics see page: 181
 More details: www.vincotech.com/flowIPM-1B-CIP

Part-No	I Voltage [V]	I Current [A]	I Technology	I Comments
CIP-NTC				
20-1B06IPB004RC-P952A40	600	4	IGBT RC	Integrated PFC controller
20-1B06IPB004RC01-P952A45	600	4	IGBT RC	
20-1B06IPB010RC-P955A40	600	10	IGBT RC	Integrated PFC controller
20-1B06IPB010RC03-P955A65	600	10	IGBT RC	MOSFET switch in the PFC
20-1B06IPB010RC02-L815A49	600	10	IGBT RC	Integrated PFC controller; Integrated PFC controller; SiC diode in the PFC
20-1B06IPB010RC01-P955A45	600	10	IGBT RC	

Application:

- / CHARGING STATIONS / INDUSTRIAL DRIVES / SOLAR
- / INVERTERS / UPS / WELDING & CUTTING

Topology Features:

- / Half-Bridge



RECTIFIER [+BRAKE]

SIXPACK

SIXPACK+RECTIFIER

SEVENPACK

PIM [CIB]

PIM+PFC [CIP]

IPM [CIB]

IPM [CIP_PIM+PFC]

HALF-BRIDGE

H-BRIDGE

SINGLE-PHASE-INVERTER

H6.5

BOOSTER

BOOSTER-SYMMETRIC

Buck-Booster Symmetric

PFC [Single-phase applications]

PFC [Three-phase applications]

Three-level NPC [I-Type]

Three-level MNPC [T-Type]

Three-level ANPC

Schematics / Housings

Naming System

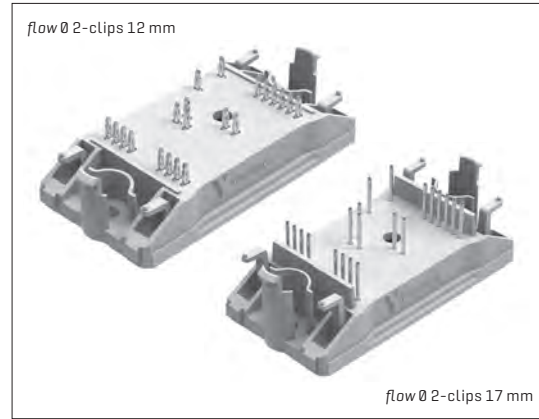
flowPHASE 0 + NTC

Available Housings:

/ flow 0 2-clips 12 mm / flow 0 2-clips 17 mm

Possible Features:

/ Half Bridge
/ Temperature sensor



Schematics see page: 181
More details: www.vincotech.com/flowPHASE-0+NTC

Part-No	Voltage [V]	Current [A]	Technology	Comments
Half Bridge-NTC				
10-FZ122PB050SC02-M817F08	1200	50	IGBT4	
10-FZ122PB075SC-M818F08	1200	75	IGBT4	
10-FZ122PB100SC02-M819F08	1200	100	IGBT4	
10-FZ122PB100SC03-M819F18	1200	100	IGBT4	
10-FZ122PB100SH-M819F28	1200	100	IGBT4 HS	
10-F0122PB100SC02-M819F09	1200	100	IGBT4	
10-F0122PB100SC03-M819F19	1200	100	IGBT4	
10-PZ122PB100SH-M819F28Y	1200	100	IGBT4 HS	
10-PZ122PB100SH01-M819F38Y	1200	100	IGBT4 HS	
10-PZ122PB100SC02-M819F08Y	1200	100	IGBT4	
10-PZ122PB100SC03-M819F18Y	1200	100	IGBT4	


MiniSKiiP® DUAL 2

Available Housings:

/ MiniSKiiP® DUAL 2

Possible Features:

/ Half Bridge
/ Temperature sensor



Schematics see page: 181
More details: www.vincotech.com/MiniSKiiP-DUAL-2

Part-No	Voltage [V]	Current [A]	Technology	Comments
Half Bridge-NTC				
80-M2072PA150M7-K704F70	650	150	IGBT M7	
80-M2072PA150SC-K704F40	650	150	IGBT3	Equivalent: SKiiP® 24 GB 07 E3 V1
80-M2072PA200M7-K705F70	650	200	IGBT M7	
80-M2072PA200SC-K705F40	650	200	IGBT3	Equivalent: SKiiP® 26 GB 07 E3 V1
80-M2122PA150M7-K708F70	1200	150	IGBT M7	
80-M2122PA150SC-K708F40	1200	150	IGBT4	Equivalent: SKiiP® 24 GB 12 T4 V1
80-M2122PA200M7-K709F70	1200	200	IGBT M7	
80-M2122PA200SC-K709F40	1200	200	IGBT4	Equivalent: SKiiP® 26 GB 12 T4 V1

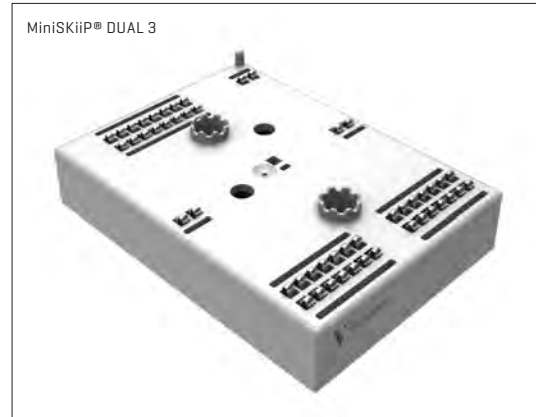
MiniSKiiP® DUAL 3

Available Housings:

/ MiniSKiiP® DUAL 3

Possible Features:

/ Half Bridge
/ Temperature sensor



Schematics see page: 181
More details: www.vincotech.com/MiniSKiiP-DUAL-3

Part-No	Voltage [V]	Current [A]	Technology	Comments
Half Bridge-NTC				
80-M3072PA300SC-K836F30	650	300	IGBT3	Equivalent:SKiiP® 38 GB 07 E3 V1
80-M3072PA300M7-K836F70	650	300	IGBT M7	
80-M3122PA300SC-K839F42	1200	300	IGBT4	Equivalent:SKiiP® 38 GB 12 E4 V1
80-M3122PA300M7-K839F70	1200	300	IGBT M7	
80-M3122PA400SC-K830F40	1200	400	IGBT4	Equivalent:SKiiP® 39 GB 12 E4 V1
80-M3122PA400M7-K830F70	1200	400	IGBT M7	

VINcoDUAL E3

Available Housings:

/ VINco E3

Possible Features:

/ Half Bridge
/ Temperature sensor



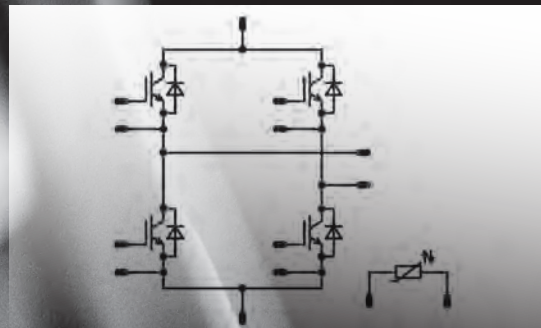
Schematics see page: 181
More details: www.vincotech.com/VINcoDUAL-E3

Part-No	Voltage [V]	Current [A]	Technology	Comments
Half Bridge-NTC				
A0-VS122PA300M7-L757F70	1200	300	IGBT M7	
A0-VP122PA300M7-L757F70T	1200	300	IGBT M7	
A0-VS122PA450M7-L758F70	1200	450	IGBT M7	
A0-VS122PA600M7-L759F70	1200	600	IGBT M7	
A0-VP122PA450M7-L758F70T	1200	450	IGBT M7	
A0-VS122PA600M7-L759F70	1200	600	IGBT M7	
A0-VP122PA600M7-L759F70T	1200	600	IGBT M7	
A0-VS122PA690M7-L750F70	1200	690	IGBT M7	
A0-VP122PA690M7-L750F70T	1200	690	IGBT M7	



Application:
/ CHARGING STATIONS / UPS / WELDING & CUTTING

Topology Features:
/ H-Bridge



RECTIFIER [+BRAKE]

SIXPACK

SIXPACK+RECTIFIER

SEVENPACK

PIM [CIB]

PIM+PFC [CIP]

IPM [CIB]

IPM [CIP_PIM+PFC]

HALF-BRIDGE

H-BRIDGE

SINGLE-PHASE-INVERTER

H6.5

BOOSTER

BOOSTER-SYMMETRIC

Buck-Booster Symmetric

PFC [Single-phase applications]

PFC [Three-phase applications]

Three-level NPC [I-Type]

Three-level MNPC [T-Type]

Three-level ANPC

Schematics / Housings

Naming System


fastPACK 0 H

Available Housings:

- / flow 0 4-clips 17 mm / flow 0 2-clips 12 mm
- / flow 0 2-clips 17 mm

Possible Features:

- / Kelvin Emitter for improved switching performance
- / Temperature sensor



Schematics see page: 181
 More details: www.vincotech.com/flowPACK-0-H

Part-No	I Voltage [V]	I Current [A]	I Technology	I Comments
H-Bridge-KE-NTC				
V23990-P623-F24-PM	600	50	IGBT3	fsw < 30 kHz
V23990-P623-F04-PM	600	60	IGBT2 HS	fsw < 100 kHz
V23990-P623-F14-PM	600	60	IGBT2 HS	fsw < 100 kHz, improved Rth
V23990-P624-F24-PM	600	75	IGBT3	fsw < 30 kHz
V23990-P625-F24-PM	600	100	IGBT3	fsw < 30 kHz
V23990-P623-F59-PM	650	50	IGBT H5	fsw > 30 kHz
V23990-P623-F58-PM	650	50	IGBT H5	
V23990-P627-F88-PM	1200	15	IGBT4 HS	fsw < 100 kHz
V23990-P627-F89-PM	1200	15	IGBT4 HS	fsw < 100 kHz
V23990-P629-F48-PM	1200	40	IGBT4 HS	fsw < 100 kHz

fastPACK 0 SiC

Available Housings:

- / flow 0 4-towers 12 mm

Possible Features:

- / Kelvin Emitter for improved switching performance
- / Integrated DC capacitor
- / Open Emitter configuration
- / Temperature sensor
- / Dual halfbridge



Schematics see page: 181
 More details: www.vincotech.com/fastPACK-0-SiC

Part-No	I Voltage [V]	I Current [A]	I Technology	I Comments
H-Bridge-OE-KE-Cap-NTC				
10-PC094PB035ME02-L629F36Y	900	70	SiC MOSFET	
10-PC094PB017ME02-L620F36Y	900	140	SiC MOSFET	
2xHalf-Bridge-KE-NTC				
10-PC094PB065ME01-L637F06Y	900	33	SiC MOSFET	
10-PC124PA040MR-L638F18Y	1200	40	SiC MOSFET	


flowPACK 1 H

Available Housings:

/ flow 1 4-towers 12 mm

Possible Features:

- / Kelvin Emitter for improved switching performance
- / Open Emitter configuration
- / Temperature sensor



Schematics see page: 181
More details: www.vincotech.com/flowPACK-1-H

Part-No	I Voltage [V]	I Current [A]	I Technology	I Comments
H-Bridge-KE-OE-NTC				
10-FY064PA050SG10-M582F08	600	50	IGBT3 HS	
10-FY074PA050SM-M582F38	650	50	IGBT H5	
10-FY074PA075SG-M583F08	650	75	IGBT3 HS	
10-FY124PA040FV-L588F88	1200	40	Trench Field Stop IGBT	
10-PY124PA040FV-L588F88Y	1200	40	Trench Field Stop IGBT	
10-FY124PA040SH-L588F48	1200	40	IGBT4 HS	
10-PY124PA040SH-L588F48Y	1200	40	IGBT4 HS	
10-PY124PA080FV-L589F88Y	1200	80	Trench Field Stop IGBT	
10-FY124PA080SH-L589F48	1200	80	IGBT4 HS	
10-PY124PA080SH-L589F48Y	1200	80	IGBT4 HS	
10-FY124PA080FV-L589F88	1200	80	Trench Field Stop IGBT	


fastPACK 1 HC

Available Housings:

/ flow 1 4-towers 12 mm

Possible Features:

- / Integrated DC capacitor
- / Kelvin Emitter for improved switching performance
- / Open Emitter configuration
- / Temperature sensor



Schematics see page: 181
More details: www.vincotech.com/flowPACK-1-HC

Part-No	I Voltage [V]	I Current [A]	I Technology	I Comments
H-Bridge-KE-OE-Cap-NTC				
10-FY074PA100SM-L583F08	650	100	IGBT H5	fsw > 30 kHz
10-FY074PA100SM01-L583F18	650	100	IGBT H5	fsw > 30kHz, full current FWD
10-PY074PA100SM01-L583F18Y	650	100	IGBT H5	fsw > 30kHz, full current FWD


fastPACK 0 MOS

Available Housings:

/ flow 0 2-clips 12 mm

Possible Features:

- / Kelvin Emitter for improved switching performance
- / Integrated DC capacitor
- / Open Emitter configuration
- / Temperature sensor



Schematics see page: 181
More details: www.vincotech.com/fastPACK-0-MOS

Part-No	I Voltage [V]	I Current [A]	I Technology	I Comments
H-Bridge-OE-KE-Cap-NTC				
10-FZ074PA080CR-L622F68	650	20	Infineon CoolMOS™ CFD2	
10-PZ074PA080CR-L622F68Y	650	20	Infineon CoolMOS™ CFD2	


fastPACK 1 MOS

Available Housings:

/ flow 1 4-towers 12 mm


Possible Features:

- / Kelvin Emitter for improved switching performance
- / Integrated DC capacitor
- / Open Emitter configuration
- / Temperature sensor



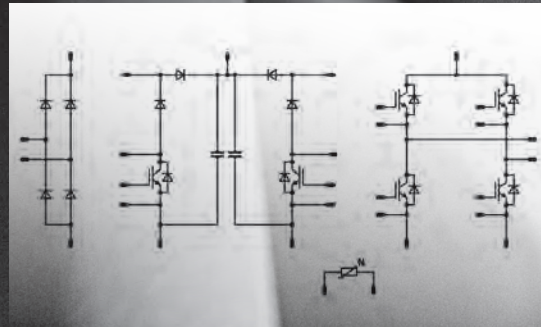
Schematics see page: 181
More details: www.vincotech.com/fastPACK-1-MOS

Part-No	I Voltage [V]	I Current [A]	I Technology	I Comments
H-Bridge-OE-KE-Cap-NTC				
10-FY074PA040CR-L581F78	650	40	Infineon CoolMOS™ CFD2	
10-PY074PA040CR-L581F78Y	650	40	Infineon CoolMOS™ CFD2	
10-FY074PA020CR-L582F78	650	80	Infineon CoolMOS™ CFD2	
10-PY074PA020CR-L582F78Y	650	80	Infineon CoolMOS™ CFD2	



Application:
/ CHARGING STATIONS / SOLAR INVERTERS /
/ WELDING & CUTTING

Topology Features:
/ Single-phase inverter



RECTIFIER [+BRAKE]

SIXPACK

SIXPACK+RECTIFIER

SEVENPACK

PIM [CIB]

PIM+PFC [CIP]

IPM [CIB]

IPM [CIP_PIM+PFC]

HALF-BRIDGE

H-BRIDGE

SINGLE-PHASE-INVERTER

H6.5

BOOSTER

BOOSTER-SYMMETRIC

Buck-Booster Symmetric

PFC [Single-phase applications]

PFC [Three-phase applications]

Three-level NPC [I-Type]

Three-level MNPC [T-Type]

Three-level ANPC

Schematics / Housings

Naming System


flowRPI 1

Available Housings:

/ flow 1 4-towers 12 mm

Possible Features:

- / Rectifier + Dual Booster + H-Bridge
- / Kelvin Emitter for improved switching performance
- / Open Emitter configuration
- / Temperature sensor



Schematics see page: 182
More details: www.vincotech.com/flowRPI-1

Part-No	I Voltage [V]	I Current [A]	I Technology	I Comments
Rectifier + Dual Booster + H-Bridge-KE-OE-NTC-CAP				
10-FY07ZAA015SM-L512B28	650	15	IGBT H5	
10-FY07ZAA030SM-L513B28	650	30	IGBT H5	
10-FY07ZAA050SM-L514B28	650	50	IGBT H5	
10-FY07ZAB050SM-L514B08	650	50	IGBT H5	Wide input voltage range rated PFC
10-FY07ZAB075SM-L515B08	650	75	IGBT H5	Wide input voltage range rated PFC

flowSOL 0 BI (TL)

Available Housings:

/ flow 0 2-clips 12 mm

Possible Features:

- / Booster + H-Bridge
- / Kelvin Emitter for improved switching performance
- / Temperature sensor



Schematics see page: 182
More details: www.vincotech.com/flowSOL-0-BI-TL

Part-No	I Voltage [V]	I Current [A]	I Technology	I Comments
Booster + H-Bridge-KE-NTC				
10-FZ07BIA030SM02-P894E58	650	30	IGBT H5	
10-PZ07BIA030SM02-P894E58Y	650	30	IGBT H5	
10-FZ07BIA030S5Y-P894E78	650	30	IGBT S5	
10-PZ07BIA030SG-P894E38Y	650	30	IGBT3 HS	
10-PZ07BIA030RW-P894E88Y	650	30	IGBT fast	
10-FZ07BIA030SG-P894E38	650	30	IGBT3 HS	
10-FZ07BIA030RW-P894E88	650	30	IGBT H5	
10-PZ07BIA030SM01-P894E68Y	650	30	IGBT H5	
10-FZ07BIA030SM01-P894E68	650	30	IGBT H5	

flowSOL 0 BI (T) primary

Available Housings:

/ flow 0 2-clips 12 mm

Possible Features:

- / Booster + H-Bridge
- / Kelvin Emitter for improved switching performance
- / Temperature sensor



Schematics see page: 182
More details: www.vincotech.com/flowSOL-0-BI-T-prim

Part-No	I Voltage [V]	I Current [A]	I Technology	I Comments
Booster + H-Bridge-KE-NTC				
10-FZ06BIA083FI-P896E	600	30	Infineon CoolMOS™ CFD2	


flowSOL 1 BI (TL)

Available Housings:

/ flow 1 4-towers 12 mm

Possible Features:

- / Dual Booster + H-Bridge
- / Kelvin Emitter for improved switching performance
- / Integrated DC capacitor
- / Temperature sensor
- / Split output for elimination of X-conduction at fast turn-on



Schematics see page: 182
More details: www.vincotech.com/flowSOL-1-BI-TL

Part-No	I Voltage [V]	I Current [A]	I Technology	I Comments
Dual Booster + H-Bridge-KE-Cap-NTC-bypass diode				
10-FY06BIA050SG-M523E18	600	50	IGBT3 HS	
10-FY07BIA050SM-M523E38	650	50	IGBT H5	
10-PY07BIA050SM-M523E38Y	650	50	IGBT H5	
Dual Booster + H-Bridge-KE-Cap-NTC				
10-FY07BIA041MF-M528E68	650	33	Infineon CoolMOS™ CFD2	
10-FY07BIA041MC-M528E58	650	33	Infineon CoolMOS™ CFD2	

SINGLE-PHASE INVERTER


flowSOL 1 BI (T) primary

Available Housings:

/ flow 1 4-towers 12 mm

Possible Features:

- / Dual Booster + H-Bridge
- / Kelvin Emitter for improved switching performance
- / Temperature sensor

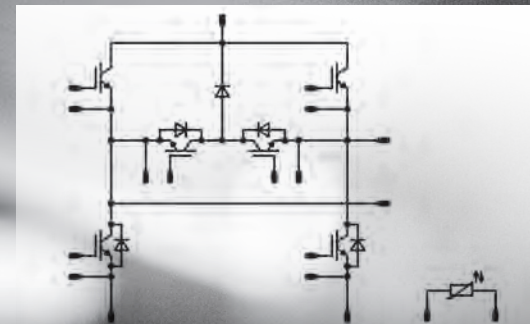


Schematics see page: 182
 More details: www.vincotech.com/flowSOL-1-BI-TL-prim

Part-No	I Voltage [V]	I Current [A]	I Technology	I Comments
Dual Booster + H-Bridge-KE-NTC-CAP 10-FY06BIA080MF-M527E58	650	20	Infinion CoolMOS™ CFD2	

Application:
 / SOLAR INVERTERS

Topology Features:
 / Three-level topology for single phase inverters



RECTIFIER [+BRAKE]

SIXPACK

SIXPACK+RECTIFIER

SEVENPACK

PIM [CIB]

PIM+PFC [CIP]

IPM [CIB]

IPM [CIP_PIM+PFC]

HALF-BRIDGE

H-BRIDGE

SINGLE-PHASE-INVERTER

H6.5

BOOSTER

BOOSTER-SYMMETRIC

Buck-Booster Symmetric

PFC [Single-phase applications]

PFC [Three-phase applications]

Three-level NPC [I-Type]

Three-level MNPC [T-Type]

Three-level ANPC

Schematics / Housings

Naming System

flowSOL 0 BI (TL)

Available Housings:

/ flow 0 2-clips 12 mm

Possible Features:

- / Kelvin Emitter for improved switching performance
- / Temperature sensor
- / Booster + H6.5



Schematics see page: 182
More details: www.vincotech.com/flowSOL-0-BI-TL

Part-No	I Voltage [V]	I Current [A]	I Technology	I Comments
Booster + H6.5-KE-NTC				
10-FZ07BVA020SM-LD44E08	650	20	IGBT H5	
10-PZ07BVA020SM-LD44E08Y	650	20	IGBT H5	
10-FZ07BVA030S5-LD45E08	650	30	IGBT S5	

flowPACK 1 H6.5

Available Housings:

/ flow 1 4-towers 12 mm

Possible Features:

- / H6.5
- / Kelvin Emitter for improved switching performance
- / Temperature sensor



Schematics see page: 182
More details: www.vincotech.com/flowPACK-1-H65

Part-No	I Voltage [V]	I Current [A]	I Technology	I Comments
H6.5-KE-NTC				
10-PY07HVA050S5-L984F08Y	650	50	IGBT S5	
10-FY07HVA050S5-L984F08	650	50	IGBT S5	
10-PY07HVA075S5-L985F08Y	650	75	IGBT S5	
10-FY07HVA075S5-L985F08	650	75	IGBT S5	
10-PY07HVA075S502-L985F18Y	650	75	IGBT S5	Equipped with full IGBT S5
10-PY07HVA100S5-L986F08Y	650	100	IGBT S5	
10-FY07HVA100S5-L986F08	650	100	IGBT S5	

H6.5


flowSOL 1 BI (TL)

Available Housings:

/ flow 1 4-towers 12 mm

Possible Features:

- / Kelvin Emitter for improved switching performance
- / Temperature sensor
- / Booster + H6.5



Schematics see page: 182
More details: www.vincotech.com/flowSOL-1-BI-TL

Part-No	I Voltage [V]	I Current [A]	I Technology	I Comments
Dual Booster + H6.5-KE-NTC				
10-FY07BVA050S5-LF44E18	650	50	IGBT S5	
10-PY07BVA050S5-LF45E18Y	650	50	IGBT S5	
10-FY07BVA075S5-LF45E18	650	75	IGBT S5	
10-PY07BVA075S5-LF45E18Y	650	75	IGBT S5	

RECTIFIER [+BRAKE]
SIXPACK
SIXPACK+RECTIFIER
SEVENPACK
PIM [CIB]
PIM+PFC [CIP]
IPM [CIB]
IPM [CIP_PIM+PFC]
HALF-BRIDGE
H-BRIDGE
SINGLE-PHASE-INVERTER
H6.5
BOOSTER
BOOSTER-SYMMETRIC
Buck-Booster Symmetric
PFC [Single-phase applications]
PFC [Three-phase applications]
Three-level NPC [I-Type]
Three-level MNPC [T-Type]
Three-level ANPC
Schematics / Housings
Naming System

Application:
/ CHARGING STATIONS / SOLAR INVERTERS / UPS

Topology Features:
/ Boost circuit

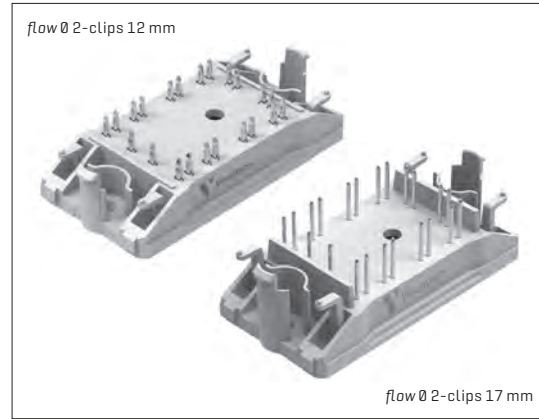
flowBOOST 0

Available Housings:

/ flow 0 2-clips 12 mm / flow 0 2-clips 17 mm

Possible Features:

- / Kelvin Emitter for improved switching performance
- / Dual Booster
- / Bypass Diode
- / Open Emitter configuration
- / Temperature sensor



Schematics see page: 183
More details: www.vincotech.com/flowBOOST-0

Part-No	Voltage [V]	Current [A]	Technology	Comments
Dual Boost-KE-OE-Bypass diode-NTC				
V23990-P629-F62-PM	1200	40	NPT IGBT	
V23990-P629-F628Y-PM	1200	40	NPT IGBT	
V23990-P629-F629-PM	1200	40	NPT IGBT	
V23990-P629-F629Y-PM	1200	40	NPT IGBT	
V23990-P629-L98-PM	1200	40	NPT IGBT	

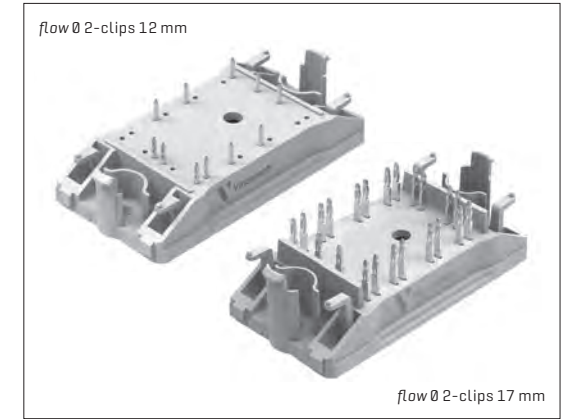
flowBOOST 0 dual

Available Housings:

/ flow 0 2-clips 12 mm / flow 0 2-clips 17 mm

Possible Features:

- / Kelvin Emitter for improved switching performance
- / Dual Booster
- / Bypass Diode
- / Open Emitter configuration
- / Temperature sensor



Schematics see page: 183
More details: www.vincotech.com/flowBOOST-0-dual

Part-No	Voltage [V]	Current [A]	Technology	Comments
Dual Boost-KE-OE-Bypass diode-NTC				
V23990-P621-F68-PM	900	19	Infineon CoolMOS™ C3	
V23990-P621-F68Y-PM	900	19	Infineon CoolMOS™ C3	
V23990-P623-L82-PM	650	50	IGBT H5	IGBT H5 with 50A Si diodes, for 110V grid
V23990-P629-F63-PM	1200	40	NPT IGBT	
V23990-P629-F72-PM	1200	40	NPT IGBT	30A STEALTH™ diode, improved reverse protection
V23990-P629-F73-PM	1200	40	NPT IGBT	with 50A Si diode, improved reverse protection
V23990-P629-L59-PM	1200	40	IGBT4 HS	with 50A Si diodes
V23990-P629-L49-PM	1200	40	IGBT4 HS	with SiC diode [optimized current rating]
V23990-P629-L63-PM	1200	40	NPT IGBT	with SiC diodes, substitute for P629-L62
V23990-P629-L99-PM	1200	40	NPT IGBT	High rated current SiC diodes, improved Rth [ALN]
V23990-P629-L48Y-PM	1200	40	IGBT4 HS	with SiC diode [optimized current rating]
V23990-P629-L99Y-PM	1200	40	NPT IGBT	High rated current SiC diodes, improved Rth [ALN]
V23990-P629-L58-PM	1200	40	IGBT4 HS	with 50A Si diodes
V23990-P629-L58Y-PM	1200	40	IGBT4 HS	with 50A Si diodes
V23990-P629-L49Y-PM	1200	40	IGBT4 HS	with SiC diode [optimized current rating]
V23990-P629-L94-PM	1200	40	NPT IGBT	high rated current SiC diodes, improved Rth [ALN]
V23990-P629-L63Y-PM	1200	40	NPT IGBT	with SiC diodes, substitute for P629-L62
V23990-P629-L94Y-PM	1200	40	NPT IGBT	high rated current SiC diodes, improved Rth [ALN]
V23990-P629-L48-PM	1200	40	IGBT4 HS	with SiC diode [optimized current rating]
V23990-P629-L43-PM	1200	50	IGBT4 HS	with SiC Diode
V23990-P629-L43Y-PM	1200	50	IGBT4 HS	with SiC diodes


flowBOOST 1 dual SiC

Available Housings:

/ flow 1 4-towers 12 mm

Possible Features:

- / Kelvin Emitter for improved switching performance
- / Dual Booster
- / Bypass Diode
- / Integrated DC capacitor
- / Temperature sensor



Schematics see page: 183
More details: www.vincotech.com/flowBOOST-1-dual-SiC

Part-No	Voltage [V]	Current [A]	Technology	Comments
Dual Boost-KE-Cap-Bypass diode-NTC				
10-FY12B2A040MR02-L387L63	1200	30	SiC MOSFET	
10-FY12B2A040MR-L387L68	1200	30	SiC MOSFET	

flow2xB00ST 0

Available Housings:

/ flow 0 2-clips 12 mm

Possible Features:

- / Dual Booster
- / Triple Booster
- / Integrated DC capacitor
- / Kelvin Emitter for improved switching performance
- / Temperature sensor



Schematics see page: 183
More details: www.vincotech.com/flow2xB00ST-0

Part-No	Voltage [V]	Current [A]	Technology	Comments
Dual Boost-KE-Cap-NTC				
10-FZ07B2A030SM02-M575L48	650	30	IGBT H5	
Triple Boost-KE-Cap-NTC				
10-FZ06B2A040MF01-M575L28	600	40	Infineon CoolMOS™ C6	

flow3xBOOST 0

Available Housings:

/ flow 0 2-clips 12 mm

Possible Features:

- / Integrated DC capacitor
- / Kelvin Emitter for improved switching performance
- / Temperature sensor
- / Triple Booster



Schematics see page: 183
More details: www.vincotech.com/flow3xBOOST-0

Part-No	Voltage [V]	Current [A]	Technology	Comments
Triple Boost-KE-Cap-NTC				
10-FZ063BA040MF-M575L08	600	44	Infineon CoolMOS™ C6	
10-FZ073BA030SM02-M575L38	650	30	IGBT H5	

flowBOOST 0 SIC

Available Housings:

/ flow 0 2-clips 12 mm

Possible Features:

- / Kelvin Emitter for improved switching performance
- / Dual Booster
- / Bypass Diode
- / Open Emitter configuration
- / Temperature sensor
- / Integrated DC capacitor



Schematics see page: 183
More details: www.vincotech.com/flowBOOST-0-SiC

Part-No	Voltage [V]	Current [A]	Technology	Comments
Dual Boost-KE-OE-Bypass diode-NTC				
V23990-P629-L83-PM	1200	35	SiC MOSFET	with SiC diode
V23990-P629-L81-PM	1200	35	SiC MOSFET	SiC MOS (ROHM™) + SiC diode (ROHM™)
Dual Boost-KE-Cap-NTC				
10-PZ12B2A040MR01-M330L68Y	1200	35	SiC MOSFET	2nd gen SiC MOS + SiC diode ROHM™
10-PZ12B2A040ME01-M330L63Y	1200	35	SiC MOSFET	2nd gen SiC MOS + SiC diode CREE

BOOSTER

flow3xBOOST 0 SIC

Available Housings:

/ flow 0 2-clips 12 mm

Possible Features:

- / Kelvin Emitter for improved switching performance
- / Triple Booster
- / Integrated DC capacitor
- / Temperature sensor



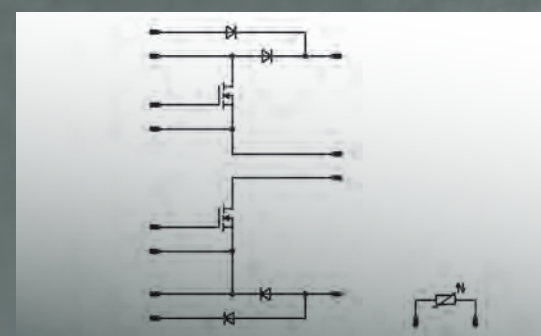
flow 0 2-clips 12 mm

Schematics see page: 183
More details: www.vincotech.com/flow3xBOOST-0-SiC

Part-No	Voltage [V]	Current [A]	Technology	Comments
Triple Boost-KE-Cap-NTC				
10-PZ123BA040MR01-M909L68Y	1200	20	SiC MOSFET	
10-PZ123BA080ME-M909L18Y	1200	35	SiC MOSFET	
10-PZ123BA080MR-M909L28Y	1200	35	SiC MOSFET	
Triple Boost-KE-Cap-Bypass diode-NTC				
30-FT123BA040MR-L878L08	1200	20	SiC MOSFET	

Application:
/ CHARGING STATIONS / SOLAR INVERTERS / UPS

Topology Features:
/ Symmetrical boost circuit



RECTIFIER [+BRAKE]

SIXPACK

SIXPACK+RECTIFIER

SEVENPACK

PIM [CIB]

PIM+PFC [CIP]

IPM [CIB]

IPM [CIP_PIM+PFC]

HALF-BRIDGE

H-BRIDGE

SINGLE-PHASE-INVERTER

H6.5

BOOSTER

BOOSTER-SYMMETRIC

Buck-Booster Symmetric

PFC [Single-phase applications]

PFC [Three-phase applications]

Three-level NPC [I-Type]

Three-level MNPC [T-Type]

Three-level ANPC

Schematics / Housings

Naming System


flowBOOST 0

Available Housings:

/ flow 0 2-clips 12 mm / flow 0 2-clips 17 mm

Possible Features:

- / Kelvin Emitter for improved switching performance
- / Symmetrical Booster
- / Temperature sensor



Schematics see page: 184
More details: www.vincotech.com/flowBOOST-0

Part-No	I Voltage [V]	I Current [A]	I Technology	I Comments
Symm. Boost-KE-NTC				
10-FZ07NBA075SG10-M304L58	650	75	Trench Field Stop IGBT	
Symm. Boost-KE-Parallel-NTC				
10-FZ06NBA084FP10-M306L38	600	84	Trench Field Stop IGBT	

flowBOOST 0 symmetric

Available Housings:

/ flow 0 2-clips 12 mm

Possible Features:

- / Kelvin Emitter for improved switching performance
- / Symmetrical Booster
- / Temperature sensor
- / Parallel switch



Schematics see page: 184
More details: www.vincotech.com/flowBOOST-0-symmetric

Part-No	I Voltage [V]	I Current [A]	I Technology	I Comments
Symm. Boost-KE-NTC				
10-FZ07NBA075SM-P916L58	650	75	IGBT H5	
10-FZ07NBA100SM10-M305L68	650	100	IGBT H5	
Symm. Boost-KE-Parallel-NTC				
10-FZ06NBA084FP-M306L48	600	84	Parallel Switch	
10-FZ06NBA110FP-M306L28	600	110	Parallel Switch	

flowBOOST 0 s+b

Available Housings:

/ flow 0 2-clips 12 mm

Possible Features:

- / Kelvin Emitter for improved switching performance
- / Symmetrical Booster
- / Bypass Diode
- / Temperature sensor



Schematics see page: 184
More details: www.vincotech.com/flowBOOST-0-s+b

Part-No	I Voltage [V]	I Current [A]	I Technology	I Comments
Symm. Boost-KE-Bypass diode-NTC				
10-PZ06NBA041FS-P915L68Y	600	40	Infineon CoolMOS™ C6	with SiC diodes
10-FZ06NBA041FS01-P915L78	600	40	Infineon CoolMOS™ C6	
Symm. Boost-KE-NTC				
10-FZ06NBA030SA-P914L33	600	30	IGBT3	
10-FZ06NBA050SA-P915L33	600	50	IGBT3	
10-FZ06NBA075SA-P916L33	600	75	IGBT3	
10-FZ07NBA030SM01-P914L53	650	30	IGBT H5	
10-FZ07NBA050SM-P915L58	650	50	IGBT H5	


flowBOOST 1 symmetric

Available Housings:

/ flow 1 4-towers 17 mm / flow 1 4-towers 12 mm

Possible Features:

- / Kelvin Emitter for improved switching performance
- / Symmetrical Booster
- / Temperature sensor



Schematics see page: 184
More details: www.vincotech.com/flowBOOST-1-sym

Part-No	I Voltage [V]	I Current [A]	I Technology	I Comments
Symm. Boost-KE-NTC				
10-FY07NBA075SS-M505L58	650	75	IGBT S5	
10-FY07NBA100SM-M506L48	650	100	IGBT H5	
10-FY07NBA100SS-M506L58	650	100	IGBT S5	
10-FY07NBA150SS-M506L98	650	150	IGBT S5	
10-F106BIB020FK-M285L	600	80	ST MDmesh™ M5	


flowBOOST 2 symmetric

Available Housings:

/ flow 2 4-towers 17 mm

Possible Features:

- / Kelvin Emitter for improved switching performance
- / Symmetrical Booster
- / Bypass Diode
- / Temperature sensor



Schematics see page: 184
More details: www.vincotech.com/flowBOOST-2-sym

Part-No	I Voltage [V]	I Current [A]	I Technology	I Comments
Symm. Boost-KE-Bypass diode-NTC				
30-F206NBA200SG-M235L25	600	200	IGBT3 HS	


VINcoBOOST X4 symmetric

Available Housings:

/ VINco X4

Possible Features:

- / Kelvin Emitter for improved switching performance
- / Symmetrical Booster
- / Integrated DC capacitor
- / Temperature sensor



Schematics see page: 184
More details: www.vincotech.com/VINcoBOOST-X4-sym

Part-No	I Voltage [V]	I Current [A]	I Technology	I Comments
Symm. Boost-KE-Cap-NTC				
70-W206NBA400SA-M786L	600	400	IGBT3	
70-W206NBA600SA-M788L	600	600	IGBT3	

RECTIFIER [+BRAKE]

SIXPACK

SIXPACK+RECTIFIER

SEVENPACK

PIM [CIB]

PIM+PFC [CIP]

IPM [CIB]

IPM [CIP_PIM+PFC]

HALF-BRIDGE

H-BRIDGE

SINGLE-PHASE-INVERTER

H6.5

BOOSTER

BOOSTER-SYMMETRIC

Buck-Booster Symmetric

PFC [Single-phase applications]

PFC [Three-phase applications]

Three-level NPC [I-Type]

Three-level MNPC [T-Type]

Three-level ANPC

Schematics / Housings

Naming System

Application:

/ POWER SUPPLY / SOLAR INVERTERS / UPS

Topology Features:

/ Symmetrical buck-boost circuit




flowBUCK-BOOST 0

Available Housings:

/ flow 0 2-clips 12 mm

Possible Features:

- / Kelvin Emitter for improved switching performance
- / Temperature sensor
- / Symmetrical Buck-Booster



Schematics see page: 184
More details: www.vincotech.com/flowBUCK-BOOST-0

Part-No	I Voltage [V]	I Current [A]	I Technology	I Comments
Symm. Buck Boost-KE-NTC 10-FZ07BBA075S5-L684L58	650	75	IGBT S5	


flowBUCK-BOOST 1

Available Housings:

/ flow 1 4-towers 12 mm

Possible Features:

- / Kelvin Emitter for improved switching performance
- / Temperature sensor
- / Symmetrical Buck-Booster



Schematics see page: 184
More details: www.vincotech.com/flowBUCK-BOOST-1

Part-No	I Voltage [V]	I Current [A]	I Technology	I Comments
Symm. Buck Boost-KE-NTC 10-PY07BBA150S5-M735L58Y	650	150	IGBT S5	

RECTIFIER [+BRAKE]

SIXPACK

SIXPACK+RECTIFIER

SEVENPACK

PIM [CIB]

PIM+PFC [CIP]

IPM [CIB]

IPM [CIP_PIM+PFC]

HALF-BRIDGE

H-BRIDGE

SINGLE-PHASE-INVERTER

H6.5

BOOSTER

BOOSTER-SYMMETRIC

Buck-Booster Symmetric

PFC (Single-phase applications)

PFC [Three-phase applications]

Three-level NPC [I-Type]

Three-level MNPC [T-Type]

Three-level ANPC

Schematics / Housings

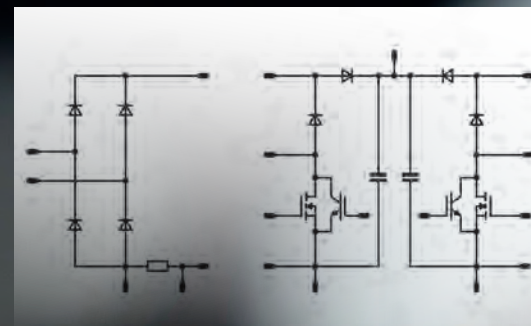
Naming System

Application:

/ CHARGING STATIONS / UPS / WELDING & CUTTING

Topology Features:

/ PFC boost - Single-phase Rectifier + Boost circuit




flowPFC 0

Available Housings:

/ flow 0 2-clips 17 mm / flow 0 4-towers 17 mm

Possible Features:

- / Dual Boost PFC
- / Current sense interface in the collector with low inductive bypass diode
- / Integrated Shunt Resistor
- / Integrated DC capacitor
- / Temperature sensor
- / Half Controlled Converter



Schematics see page: 185
More details: www.vincotech.com/flowPFC-0

Part-No	I Voltage [V]	I Current [A]	I Technology	I Comments
Dual Boost PFC-CSC-Shunt-Cap-NTC				
10-F0062TA030FB05-P983D59	600	30	IGBT2 HS	
10-F0062TA030FB06-P983D79	600	30	IGBT2 HS	
Dual Boost PFC-Half Controlled-Shunt-Cap-NTC				
10-F0062TA099FS-P980D59	600	18	Infineon CoolMOS™ C6	
10-FX062TA099FS-P980D57	600	36	Infineon CoolMOS™ C6	


flowPFC 0 CD

Available Housings:

/ flow 0 2-clips 12 mm

Possible Features:

- / Dual Boost PFC
- / Current sense interface in collector with low inductive bypass diode
- / Integrated DC capacitor
- / Temperature sensor
- / Half Controlled Converter
- / Current sense interface in emitter with low inductive bypass diode
- / Integrated shunt resistor with/without protection diode



Schematics see page: 185
More details: www.vincotech.com/flowPFC-0-CD

Part-No	I Voltage [V]	I Current [A]	I Technology	I Comments
Dual Boost PFC-CSC-Shunt-Cap-NTC				
10-FZ062TA099FS05-P980D68	600	18	Infineon CoolMOS™ C6	
10-FZ062TA040FB-P984D18	600	50	IGBT2 HS	fsw < 100 kHz, with STEALTH™ II
10-FZ062TA030SM-P986D13	650	30	IGBT H5	
10-FZ062TA050SM-P987D13	650	50	IGBT H5	
Dual Boost PFC-Half Controlled-CSE-Shunt-Cap-NTC				
10-FZ062TA099FH01-P980D28	600	30	Infineon CoolMOS™ CPI	fsw < 400 kHz

RECTIFIER [+BRAKE]

SIXPACK

SIXPACK+RECTIFIER

SEVENPACK

PIM [CIB]

PIM+PFC [CIP]

IPM [CIB]

IPM [CIP_PIM+PFC]

HALF-BRIDGE

H-BRIDGE

SINGLE-PHASE-INVERTER

H6.5

BOOSTER

BOOSTER-SYMMETRIC

Buck-Booster Symmetric

PFC [Single-phase applications]

PFC [Three-phase applications]

Three-level NPC [I-Type]

Three-level MNPC [T-Type]

Three-level ANPC

Schematics / Housings

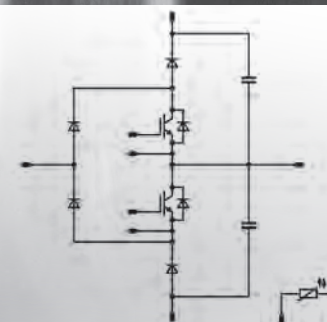
Naming System

Application:

/ CHARGING STATIONS / UPS / WELDING & CUTTING

Topology Features:

/ Three-level PFC for three-phase applications



flowANPFC 0

Available Housings:

/ flow 0 2-clips 12 mm

Possible Features:

- / Kelvin Emitter for improved switching performance
- / Integrated DC capacitor
- / Temperature sensor
- / Advanced Neutral Boost PFC



Schematics see page: 185
 More details: www.vincotech.com/flowANPFC-0

Part-No	I Voltage [V]	I Current [A]	I Technology	I Comments
ANPFC-KE-CAP-NTC				
10-FZ07ANA100SM-LE29L08	650	100	IGBT H5	

flowNPFC 0

Available Housings:

/ flow 0 2-clips 12 mm

Possible Features:

- / Neutral Boost PFC
- / Integrated DC capacitor
- / Temperature sensor



Schematics see page: 185
 More details: www.vincotech.com/flowNPFC-0

Part-No	I Voltage [V]	I Current [A]	I Technology	I Comments
NPFC-Cap-NTC				
10-FZ07LBA100SM03-L705L08	650	100	IGBT H5	with ultra fast recovery diodes
10-FZ07LBA100SM01-L705L18	650	100	IGBT H5	

flowSPFC 0

Available Housings:

/ flow 0 2-clips 12 mm

Possible Features:

- / Symmetric Boost PFC
- / Kelvin Emitter for improved switching performance
- / Integrated DC capacitor
- / Temperature sensor



Schematics see page: 185
 More details: www.vincotech.com/flowSPFC-0

Part-No	I Voltage [V]	I Current [A]	I Technology	I Comments
SPFC-KE-Cap-NTC				
10-FZ071SA050SM02-L524L18	650	50	IGBT H5	
10-FZ071SA075S501-L525L58	650	75	IGBT S5	
10-FZ071SA075SM02-L525L18	650	75	IGBT H5	
10-FZ071SA100SM02-L526L18	650	100	IGBT H5	

flow3xNPFC 1

Available Housings:

/ flow 1 2-clips 12 mm

Possible Features:

- / 3xNeutral Boost PFC
- / Temperature sensor



Schematics see page: 185
 More details: www.vincotech.com/flow3xNPFC-1

Part-No	I Voltage [V]	I Current [A]	I Technology	I Comments
3xNPFC-NTC				
10-TY12NMB030SM-L394L08	650	30	IGBT H5	with SiC Diodes



RECTIFIER [+BRAKE]

SIXPACK

SIXPACK+RECTIFIER

SEVENPACK

PIM [CIB]

PIM+PFC [CIP]

IPM [CIB]

IPM [CIP_PIM+PFC]

HALF-BRIDGE

H-BRIDGE

SINGLE-PHASE-INVERTER

H6.5

BOOSTER

BOOSTER-SYMMETRIC

Buck-Booster Symmetric

PFC [Single-phase applications]

PFC [Three-phase applications]

Three-level NPC [I-Type]

Three-level MNPC [T-Type]

Three-level ANPC

Schematics / Housings

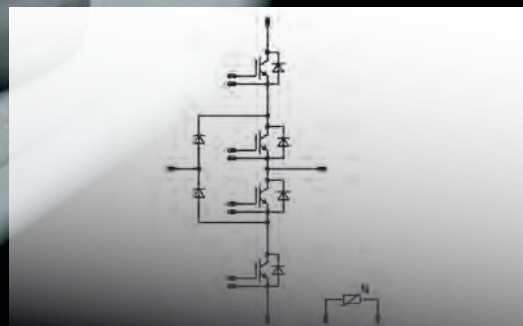
Naming System

Application:

/ SOLAR INVERTERS / UPS

Topology Features:

/ Three-Level NPC [I-Type]



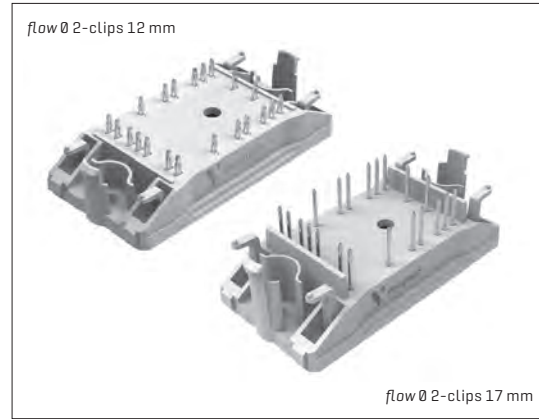
flowNPC 0 IGBT

Available Housings:

/ flow 0 2-clips 12 mm / flow 0 2-clips 17 mm

Possible Features:

- / Kelvin Emitter for improved switching performance
- / Neutral Point Clamped Topology (I-Type)
- / Temperature sensor



Schematics see page: 186
More details: www.vincotech.com/flowNPC-0-IGBT

Part-No	Voltage [V]	Current [A]	Technology	Comments
NPC-KE-NTC				
10-F007NIA030SM-P965F39	1200	30	IGBT H5	
10-PZ06NIA030SA-P924F33Y	1200	30	IGBT3	
10-F007NIA030SM01-P965F49	1200	30	IGBT H5	
10-FZ06NIA030SA-P924F33	1200	30	IGBT3	
10-FZ06NIA050SA-P925F33	1200	50	IGBT3	
10-F007NRA050SG-P966F09	1200	50	IGBT3	
10-F007NRA050SG-P966F09	1200	50	IGBT3	
10-FZ07NIA060SM-P926F43	1200	60	IGBT H5	
10-FZ06NIA075SA-P926F33	1200	75	IGBT3	
10-FZ07NIA075SM-P926F58	1200	75	IGBT H5	
10-PZ07NIA075S5-P926F53Y	1200	75	IGBT S5	
10-FZ06NRA075FU-P969F08	1200	75	IGBT UltraFast	
NEW 10-PZ06NRA075FU-P969F08Y	1200	75	Trench Field Stop IGBT	
10-FZ06NRA060FU-P967F08	1200	75	IGBT UltraFast	
10-PZ06NRA060FU-P967F08Y	1200	75	IGBT UltraFast	
10-FZ06NRA075FU-P969F08	1200	75	IGBT UltraFast	
NEW NEW 10-PZ06NIA075SA-P926F33Y	1200	75	IGBT3	
10-FZ07NIA100S502-P927F58	1200	100	IGBT S5	Optimized for Solar PV
10-PF07NIA100S505-P927F53T	1200	100	IGBT S5	Optimized for Solar PV
10-PF07NIA100RV-P927F86T	1200	100	IGBT FAST-RG	Optimized for Solar PV


flowNPC 0 MOS

Available Housings:

/ flow 0 2-clips 12 mm

Possible Features:

- / Kelvin Emitter for improved switching performance
- / Neutral Point Clamped Topology (I-Type)
- / Temperature sensor



Schematics see page: 186
More details: www.vincotech.com/flowNPC-0-MOS

Part-No	Voltage [V]	Current [A]	Technology	Comments
NPC-KE-NTC				
10-FZ06NRA045FH01-P965F10	1200	30	Infineon CoolMOS™ C6	
10-FZ06NRA041FS02-P965F68	1200	30	Infineon CoolMOS™ C6	
10-FZ06NRA041FS03-P965F78	1200	30	Infineon CoolMOS™ C6	
10-PZ06NRA041FS02-P965F68Y	1200	30	Infineon CoolMOS™ C6	
10-PZ06NRA041FS03-P965F78Y	1200	30	Infineon CoolMOS™ C6	

flowNPC 0 parallel

Available Housings:

/ flow 0 2-clips 12 mm

Possible Features:

- / Neutral Point Clamped Topology (I-Type)
- / Kelvin Emitter for improved switching performance
- / Parallel switch
- / Temperature sensor



Schematics see page: 186
More details: www.vincotech.com/flowNPC-0-par

Part-No	Voltage [V]	Current [A]	Technology	Comments
NPC-KE-Parallel-NTC				
10-FZ06NPA045FP-P967F	1200	50	Parallel Switch	CoolMOS™ + IGBT, IGBT3, SiC diodes
10-FZ06NPA045FP01-P967F10	1200	50	Parallel Switch	CoolMOS™ + IGBT, IGBT3, STEALTH™
10-FZ06NPA070FP01-P969F10	1200	75	Parallel Switch	CoolMOS™ + IGBT, IGBT3, STEALTH™
10-FZ06NRA069FP02-P967F68	1200	75	Parallel Switch	CoolMOS™ + IGBT, IGBT3, SiC diodes
10-FZ06NRA069FP03-P967F78	1200	75	Parallel Switch	CoolMOS™ + IGBT, IGBT3, STEALTH™
10-F006NPA070FP-P969F09	1200	75	NPT IGBT	
10-PZ06NPA070FP01-P969F10Y	1200	75	NPT IGBT	
10-FZ06NRA084FP02-P969F68	1200	100	Parallel Switch	CoolMOS™ + IGBT, IGBT3, SiC diodes
10-PZ06NRA084FP02-P969F68Y	1200	100	Parallel Switch	CoolMOS™ + IGBT, IGBT3, SiC diodes
10-FZ06NRA084FP03-P969F78	1200	100	Parallel Switch	CoolMOS™ + IGBT, IGBT3, STEALTH™
10-PZ06NRA084FP03-P969F78Y	1200	100	Parallel Switch	CoolMOS™ + IGBT, IGBT3, STEALTH™

flowNPC 1

Available Housings:

/ flow 1 4-towers 17 mm / flow 1 4-towers 12 mm

Possible Features:

- / Neutral Point Clamped Topology (I-Type)
- / Kelvin Emitter for improved switching performance
- / Integrated DC capacitor
- / Temperature sensor



Schematics see page: 186
More details: www.vincotech.com/flowNPC-1

Part-No	Voltage [V]	Current [A]	Technology	Comments
NPC-KE-Cap-NTC				
10-PY07NIB080SM03-L095F03Y	1200	80	IGBT H5	4-quadrant operation; integrated capacitor
10-FY07NIB080SM03-L095F03	1200	80	IGBT H5	4-quadrant operation; integrated capacitor
10-FY07NPA150SM01-L364F08	1200	150	IGBT H5	IGBT H5, L5 and STEALTH™; for Solar applications
10-FY07NPA150SM02-L365F08	1200	150	IGBT H5	4-quadrant operations, very high speed; for ESS
10-PY07NPA150SM02-L365F08Y	1200	150	IGBT H5	4-quadrant operations, very high speed; for ESS
10-PY07NPA150SM01-L364F08Y	1200	150	IGBT H5	IGBT H5, L5 and STEALTH™; for Solar applications
10-PY07NIA150S504-L365F54Y	1200	150	IGBT S5	
10-FY07NPA200SM02-L366F08	1200	200	IGBT H5	4-quadrant operations, very high speed; for ESS
10-PY07NPA200SM02-L366F08Y	1200	200	IGBT H5	4-quadrant operations, very high speed; for ESS
NPC-KE-NTC				
10-F106NIA100SA-M135F	1200	100	IGBT3	
10-FY06NIA100SA-M135F08	1200	100	IGBT3	
10-PY06NIA100SA-M135F08Y	1200	100	IGBT3	
10-F106NIA150SA-M136F	1200	150	IGBT3	
10-F107NIB150SG06-M136F39	1200	150	IGBT3 HS	IGBT3 HS + fast Si diodes, improved Rth [AlN]
10-P107NIB150SG06-M136F39Y	1200	150	IGBT3 HS	IGBT3 HS + fast Si diodes, improved Rth [AlN]
10-FY07NIA150S5-M516F58	1200	150	IGBT S5	
10-PY07NIA150S502-L365F58Y	1200	150	IGBT S5	
NEW 10-PY07NIA200S503-L366F53Y	1200	200	IGBT S5	Optimized for Solar PV

flow3xNPC 1

Available Housings:

/ flow 1 4-towers 12 mm / flow 1 2-clips 12 mm

Possible Features:

- / Three-phase Neutral Point Clamped Topology (I-Type)
- / Kelvin Emitter for improved switching performance
- / Temperature sensor



Schematics see page: 186
More details: www.vincotech.com/flow3xNPC-1

Part-No	Voltage [V]	Current [A]	Technology	Comments
3xNPC-KE-NTC				
10-PY07N3A015SM-M892F08Y	1200	15	IGBT H5	
10-PY07N3A030SM-M894F08Y	1200	30	IGBT H5	
10-PY07N3A050SM-M896F04Y	1200	50	IGBT H5	
10-PH07N3A030S5-M894F98T	1200	30	IGBT S5	
10-PH07N3A050S5-M896F98T	1200	50	IGBT S5	


flowNPC 1 split

Available Housings:

/ flow 1 4-towers 17 mm

Possible Features:

- / Kelvin Emitter for improved switching performance
- / Temperature sensor
- / Neutral Point Clamped Topology (I-Type) - positive
- / Positive Side of Inverter
- / Tandem diode
- / Negative Side of Inverter



Schematics see page: 186
More details: www.vincotech.com/flowNPC-1-split

Part-No	Voltage [V]	Current [A]	Technology	Comments
NPC-Split-KE-Pos-NTC				
10-F124NID150SH03-LG18F98	2400	150	IGBT4 HS	I with tandem diodes
NEW 10-F124NID200SH03-LG19F98	2400	200	IGBT4 HS	I with tandem diodes
NPC-Split-KE-Neg-NTC				
10-F124NIE150SH03-LG28F98	2400	150	IGBT4 HS	I this module is complementary of the LG18F98; with tandem diodes
NEW 10-F124NIE200SH03-LG29F98	2400	200	IGBT4 HS	I this module is complementary of the LG19F98; with tandem diodes


flowNPC 1 MOS

Available Housings:

/ flow 1 4-towers 12 mm

Possible Features:

- / Neutral Point Clamped Topology (I-Type)
- / Kelvin Emitter for improved switching performance
- / Split output for transient deactivation of the body diode and elimination of X-conduction at fast turn-o
- / Low inductive commutation loop
- / Temperature sensor



Schematics see page: 186
More details: www.vincotech.com/flowNPC-1-MOS

Part-No	Voltage [V]	Current [A]	Technology	Comments
NPC-KE-Split Output-NTC				
10-PY06NRA041FS-M413FY	1200	50	Infineon CoolMOS™ C6 with SiC diode	
10-PY06NRA021FS-M410FY	1200	60	Infineon CoolMOS™ C6 with SiC diode	

flowNPC 2

Available Housings:

/ flow 2 4-towers 17 mm / flow 2 4-towers 13 mm

Possible Features:

- / Kelvin Emitter for improved switching performance
- / Neutral Point Clamped Topology (I-Type)
- / Temperature sensor



Schematics see page: 186
More details: www.vincotech.com/flowNPC-2

Part-No	Voltage [V]	Current [A]	Technology	Comments
NPC-KE-NTC				
30-F206NIA200SA-M105F	1200	200	IGBT3	
30-F206NIA200SG-M105F25	1200	200	IGBT3 HS	
30-F206NIA300SA-M106F	1200	300	IGBT3	
30-FT07NIB200SG02-L965F08	1200	200	IGBT3 HS	
30-PT07NIB200SG02-L965F08Y	1200	200	IGBT3 HS	
30-FT07NIB200S501-LD96F58	1200	200	IGBT S5	
30-FT07NIB300S502-LE06F58	1200	300	IGBT S5	
NPC-Split-KE-NTC-Tandem diodes				
NEW 30-FT12NIA150SH-LG09F08	2400	150	IGBT4 HS	with tandem diodes


VINcoNPC X4

Available Housings:

/ VINco X4

Possible Features:

- / Neutral Point Clamped Topology (I-Type)
- / Kelvin Emitter for improved switching performance
- / Optional snubber diode for switching loss reduction with asymmetrical inductance feature
- / Temperature sensor



Schematics see page: 186
More details: www.vincotech.com/VINcoNPC-X4

Part-No	Voltage [V]	Current [A]	Technology	Comments
NPC-KE-DC snubber diode-DC-NTC				
70-W224NIA400SH-M400P	2400	400	IGBT4 HS	


VINcoNPC X8

Available Housings:

/ VINco X8

Possible Features:

- / Neutral Point Clamped Topology (I-Type)
- / Kelvin Emitter for improved switching performance
- / Temperature sensor



Schematics see page: 186
More details: www.vincotech.com/VINcoNPC-X8

Part-No	Voltage [V]	Current [A]	Technology	Comments
NPC-KE-DC snubber diode-DC-NTC				
70-W424NIA800SH-M800F	2400	800	IGBT4 HS	
NEW 70-W424NIA1K2M702-LD07FP70	2400	1200	IGBT M7	

THREE-LEVEL NPC (I-TYPE)


VINcoNPC X12

Available Housings:

/ VINco X12

Possible Features:

- / Neutral Point Clamped Topology (I-Type)
- / Kelvin Emitter for improved switching performance
- / Temperature sensor



Schematics see page: 186
 More details: www.vincotech.com/VINcoNPC-X12

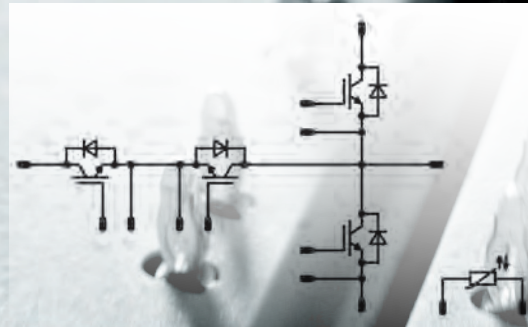
Part-No	I Voltage [V]	I Current [A]	I Technology	I Comments
NPC-KE-NTC				
70-W624N3A1K2SC-L400FP	2400	1200	IGBT4 HS	
70-W624N3A1K2SC01-L400FP10	2400	1200	IGBT4	
NEW 70-W624NIA1K2M702-L400FP70	2400	1200	IGBT M7	
70-W624NIA1K8M701-LD00FP70	2400	1800	IGBT M7	

Application:

/ SOLAR INVERTERS / UPS

Topology Features:

/ Three-level MNPC (T-Type)



RECTIFIER (+BRAKE)

SIXPACK

SIXPACK+RECTIFIER

SEVENPACK

PIM (CIB)

PIM+PFC (CIP)

IPM (CIB)

IPM (CIP_PIM+PFC)

HALF-BRIDGE

H-BRIDGE

SINGLE-PHASE-INVERTER

H6.5

BOOSTER

BOOSTER-SYMMETRIC

Buck-Booster Symmetric

PFC [Single-phase applications]

PFC [Three-phase applications]

Three-level NPC (I-Type)

Three-level MNPC (T-Type)

Three-level ANPC

Schematics / Housings

Naming System

THREE-LEVEL MNPC [T-TYPE]


flowMNPC 0

Available Housings:

/ flow 0 2-clips 12 mm / flow 0 2-clips 17 mm

Possible Features:

- / Mixed Voltage Neutral Point Clamped Topology (T-Type)
- / Kelvin Emitter for improved switching performance
- / Temperature sensor



Schematics see page: 188
More details: www.vincotech.com/flowMNPC-0

Part-No	I Voltage [V]	I Current [A]	I Technology	I Comments
MNPC [T-type]-KE-NTC				
10-FZ07NMA100SM-M265F58	650	100	IGBT H5	for 110V grid
10-PZ12NMA040SH-M267FY	1200	40	IGBT4 HS	
10-FZ12NMA040SH-M267F	1200	40	IGBT4 HS	
10-F012NME080SH-M910F09	1200	80	IGBT4 HS	with ultra fast diodes improved LVRT
10-P012NME080SH-M910F09Y	1200	80	IGBT4 HS	Ultra fast diodes improved LVRT
10-FZ12NMA080NS03-M260F38	1200	80	Trench Field Stop II IGBT	
10-PZ12NMA080NS03-M260F38Y	1200	80	Trench Field Stop II IGBT	
10-PZ12NMA080SH23-M260F03Y	1200	80	IGBT4 HS	
NEW 10-PZ12NMA080SH01-M260FY	1200	80	IGBT4 HS	
10-PZ12NMA080NS07-M260F78Y	1200	80	Trench Field Stop II IGBT	
MNPC [T-type]-KE-Cap-NTC				
10-FZ12NMA080SM01-L740F58	1200	80	Trench Field Stop IGBT	

THREE-LEVEL MNPC [T-TYPE]

flowMNPC 0 SiC

Available Housings:

/ flow 0 2-clips 12 mm

Possible Features:

- / Common Emitter configuration
- / Kelvin Emitter for improved switching performance
- / Mixed Voltage Neutral Point Clamped Topology (T-Type)
- / Temperature sensor



Schematics see page: 188
More details: www.vincotech.com/flowMNPC-0-SiC

Part-No	I Voltage [V]	I Current [A]	I Technology	I Comments
MNPC [T-type]-KE-Split Output-Cap-NTC-Common Emitter				
10-PZ12NMA027MR-M340F68Y	1200	100	SiC MOSFET	with SiC diode
10-PZ12NMA027ME-M340F63Y	1200	100	SiC MOSFET	with SiC diode


flowMNPC 1

Available Housings:

/ flow 1 4-towers 12 mm

Possible Features:

- / Mixed Voltage Neutral Point Clamped Topology [T-Type]
- / Kelvin Emitter for improved switching performance
- / Temperature sensor
- / Integrated DC capacitor
- / Split output for elimination of X-conduction at fast turn-on
- / Low inductive commutation loop



Schematics see page: 188
More details: www.vincotech.com/flowMNPC-1

Part-No	Voltage [V]	Current [A]	Technology	Comments
MNPC [T-type]-KE-NTC				
10-FY07NMA150S5-M824F58	650	150	IGBT S5	
10-FY07NMB150S5-LE75F08	650	150	IGBT S5	4-quadrant operations, very high speed; for ESS
MNPC [T-Type]-KE-Split Output-Cap-NTC				
10-FY12NMA080SH-M427F	1200	80	IGBT4 HS	
10-PY12NMA080SH-M427FY	1200	80	IGBT4 HS	
10-FY12NMA160SH-M420F	1200	160	IGBT4 HS	
10-PY12NMA160SH01-M820F18Y	1200	160	IGBT4 HS	Improved LVRT
10-FY12NMA160SH01-M820F18	1200	160	IGBT4 HS	Improved LVRT

flow3xMNPC 1

Available Housings:

/ flow 1 4-towers 17 mm / flow 1 4-towers 12 mm

Possible Features:

- / Three-phase Mixed Voltage Neutral Point Clamped Topology [T-Type]
- / Kelvin Emitter for improved switching performance
- / Temperature sensor



Schematics see page: 188
More details: www.vincotech.com/flow3xMNPC-1

Part-No	Voltage [V]	Current [A]	Technology	Comments
3xMNPC [T-type]-KE-NTC				
10-FY12M3A025SH-M746F08	1200	25	IGBT4 HS	IGBT4 HS, IGBT3
10-F112M3A025SH-M746F09	1200	25	IGBT4 HS	IGBT4 HS, IGBT3
10-P112M3A025SH-M746F09Y	1200	25	IGBT4 HS	IGBT4 HS, IGBT3
10-PY12M3A025SH-M746F08Y	1200	25	IGBT4 HS	IGBT4 HS, IGBT3
10-FY12M3A040SH-M749F08	1200	40	IGBT4 HS	IGBT4 HS, IGBT3
10-F112M3A040SH-M749F09	1200	40	IGBT4 HS	IGBT4 HS, IGBT3
10-PY12M3A040SH-M749F08Y	1200	40	IGBT4 HS	IGBT4 HS, IGBT3


flowMNPC 2

Available Housings:

/ flow 2 4-towers 13 mm

Possible Features:

- / Mixed Voltage Neutral Point Clamped Topology (T-Type)
- / Kelvin Emitter for improved switching performance
- / Split output for elimination of X-conduction at fast turn-on
- / Low inductive commutation loop
- / Temperature sensor



Schematics see page: 188
More details: www.vincotech.com/flowMNPC-2

Part-No	Voltage [V]	Current [A]	Technology	Comments
MNPC [T-type]-KE-Split Output-NTC				
30-FT12NMA160SH-M669F08	1200	160	IGBT4 HS	
30-FT12NMA160SH02-M669F28	1200	160	IGBT4 HS	
30-FT12NMA200SH-M660F08	1200	200	IGBT4 HS	
30-PT12NMA200SH-M660F08Y	1200	200	IGBT4 HS	
MNPC [T-type]-KE-Split Output-Cap-NTC				
10-PY12NMA160SH-M420FY	1200	160	IGBT4 HS	

VINcoMNPC X4

Available Housings:

/ VINco X4

Possible Features:

- / Mixed Voltage Neutral Point Clamped Topology (T-Type)
- / Kelvin Emitter for improved switching performance
- / Temperature sensor



Schematics see page: 188
More details: www.vincotech.com/VINcoMNPC-X4

Part-No	Voltage [V]	Current [A]	Technology	Comments
MNPC [T-type]-KE-NTC				
70-W212NMA400NB02-M209P62	1200	400	IGBT M6	
70-W212NMA600NB02-M200P62	1200	600	IGBT M6	
NEW 70-W212NMA800M7-LC00F70	1200	800	IGBT M7	
MNPC [T-type]-KE-Cap-NTC				
70-W212NMA300SC-M208P	1200	300	IGBT4	
70-W212NMA400SC-M209P	1200	400	IGBT4	
70-W212NMC400SH01-M709P	1200	400	IGBT4 HS	
70-W212NMA600SC-M200P	1200	600	IGBT4	
70-W212NMC600SH01-M700P	1200	600	IGBT4 HS	
70-W212NMA600NB04-M200P60	1200	600	IGBT M6	

THREE-LEVEL MNPC [T-TYPE]


VINcoMNPC X12

Available Housings:

/ VINco X12

Possible Features:

- / Mixed Voltage Neutral Point Clamped Topology [T-Type]
- / Kelvin Emitter for improved switching performance
- / Temperature sensor
- / Integrated DC capacitor



Schematics see page: 188
More details: www.vincotech.com/VINcoMNPC-X12

Part-No	I Voltage [V]	I Current [A]	I Technology	I Comments
MNPC [T-type]-KE-Cap-NTC				
70-W612M3A1K8SC02-L300FP70	1200	1800	IGBT4	Improved NTC accuracy
NEW 70-W612NMA1K8M702-LC09FP70	1200	1800	IGBT M7	

A large background image showing a hand holding a pen, poised to write on a schematic diagram of a power inverter circuit. The diagram shows a three-level NPC topology with IGBTs and a neutral point.

RECTIFIER [+BRAKE]

SIXPACK

SIXPACK+RECTIFIER

SEVENPACK

PIM [CIB]

PIM+PFC [CIP]

IPM [CIB]

IPM [CIP_PIM+PFC]

HALF-BRIDGE

H-BRIDGE

SINGLE-PHASE-INVERTER

H6.5

BOOSTER

BOOSTER-SYMMETRIC

Buck-Booster Symmetric

PFC [Single-phase applications]

PFC [Three-phase applications]

Three-level NPC [I-Type]

Three-level MNPC [T-Type]

Three-level ANPC

Schematics / Housings

Naming System

Application:

/ SOLAR INVERTERS

Topology Features:

/ Split Advanced NPC topology [ANPC]

A detailed schematic diagram of a three-level ANPC inverter. It shows two legs of IGBTs with a neutral point (NP) and a split DC link. The diagram includes IGBTs, diodes, and a neutral point connection.

THREE-LEVEL ANPC


flowANPC 1 split **NEW**

Available Housings:

/ flow 1-4-tower-12mm

Possible Features:

- / Temperature sensor
- / Positive Side of Inverter
- / Negative Side of Inverter
- / Advanced Neutral Point Clamped topology
- / Split output for improved switching performance



Schematics see page: 189
More details: www.vincotech.com/flowANPC-1-split

Part-No	I Voltage [V]	I Current [A]	I Technology	I Comments
ANPC-split-Pos-NTC				
10-PG12NAB008MR02-LC59F36T	2400	150	SiC MOSFET	This module is complementary to LC69F36T
10-PG12NAB008MR04-LC59F46T	2400	150	SiC MOSFET	This module is complementary to LC69F46T
ANPC-split-Neg-NTC				
10-PG12NAC008MR02-LC69F36T	2400	150	SiC MOSFET	
10-PG12NAC008MR04-LC69F46T	2400	150	SiC MOSFET	

RECTIFIER [+BRAKE]

SIXPACK

SIXPACK+RECTIFIER

SEVENPACK

PIM [CIB]

PIM+PFC [CIP]

IPM [CIB]

IPM [CIP_PIM+PFC]

HALF-BRIDGE

H-BRIDGE

SINGLE-PHASE-INVERTER

H6.5

BOOSTER

BOOSTER-SYMMETRIC

Buck-Booster Symmetric

PFC [Single-phase applications]

PFC [Three-phase applications]

Three-level NPC [I-Type]

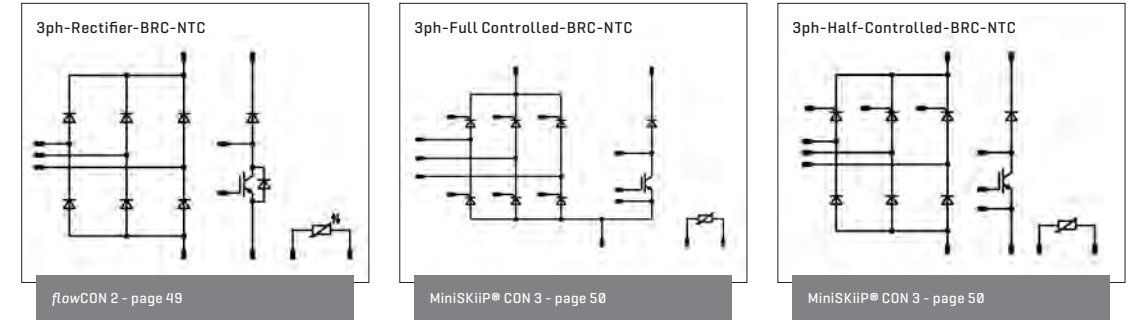

Three-level MNPC [T-Type]

Three-level ANPC

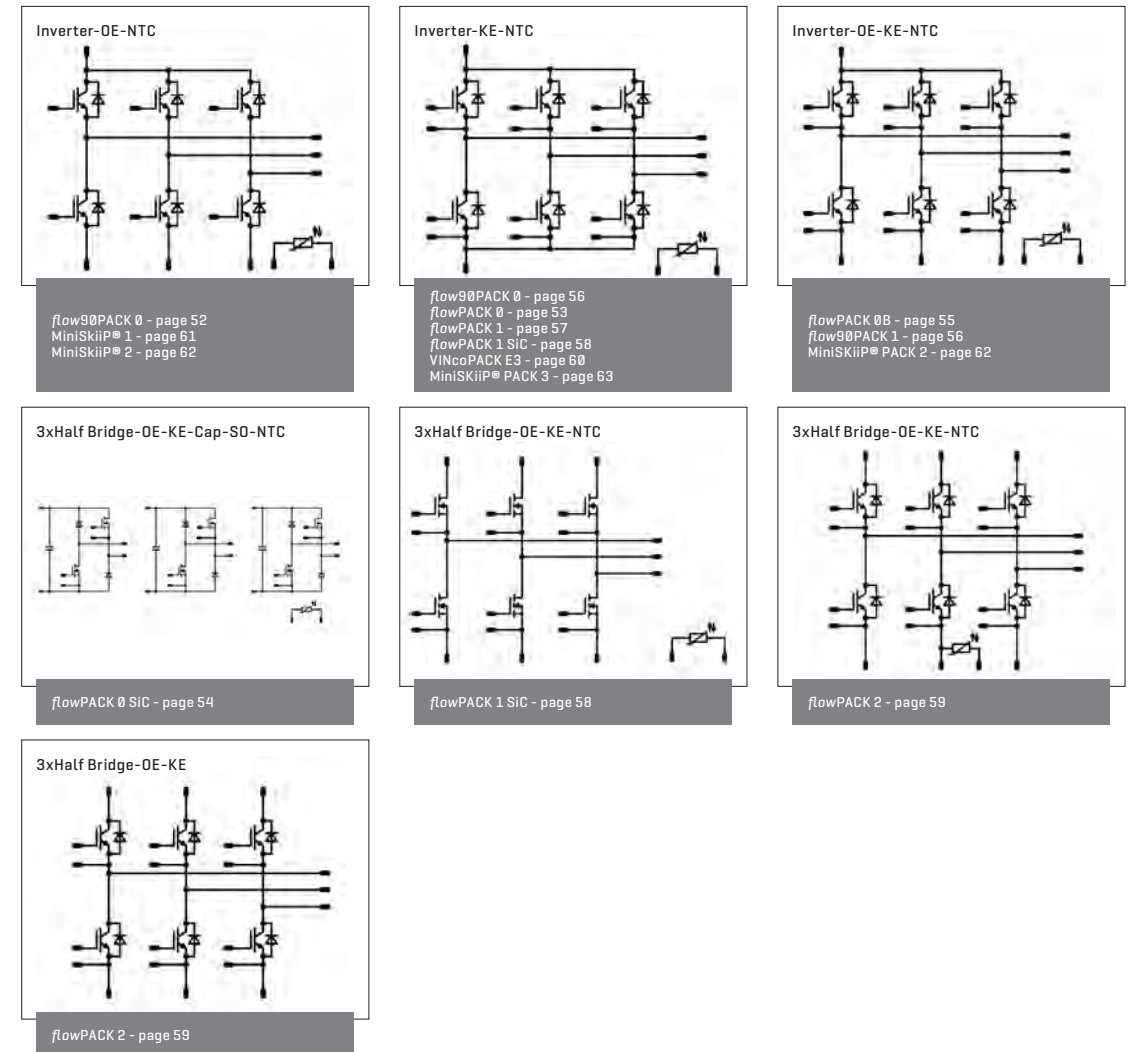
Schematics / Housings

Naming System

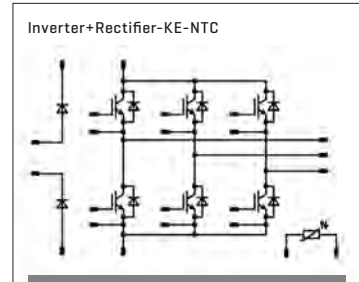
RECTIFIER (+BRAKE)



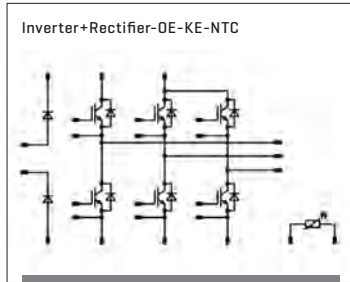
Sixpack



Sixpack+Rectifier

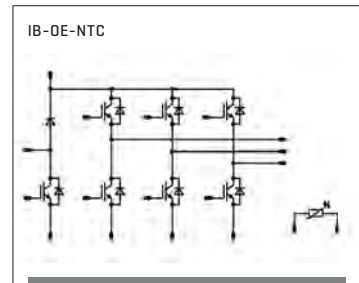


flowPACK 1+R - page 68

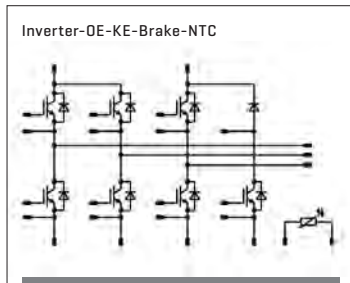


flowPACK 2+R - page 69

Sevenpack

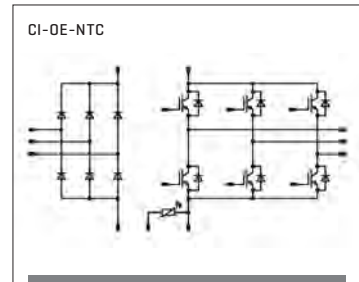


flow7PACK 0 - page 72
flow7PACK 1 - page 73

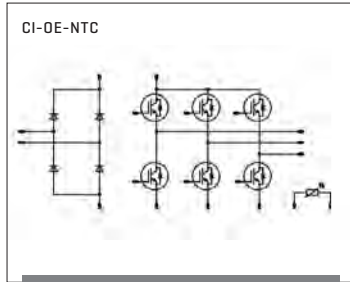


flow7PACK 2 - page 74

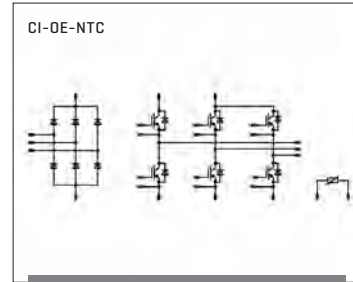
PIM (CIB)



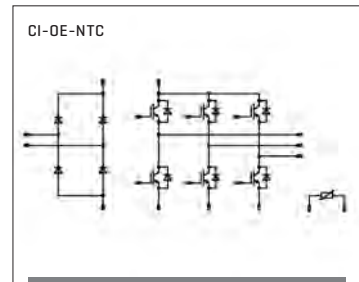
flowPIM 0 - page 77
MiniSKIP PIM 0 - page 82



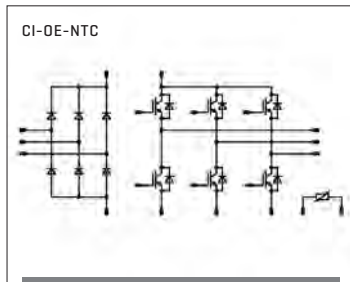
flowPIM 0B - page 78



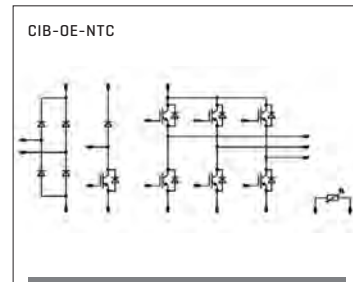
flowPIM 0 - page 77



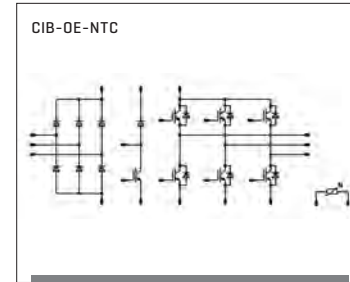
flowPIM 0 - page 77



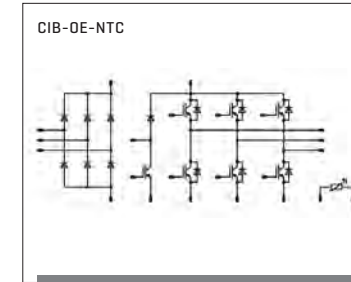
flowPIM 0 - page 77



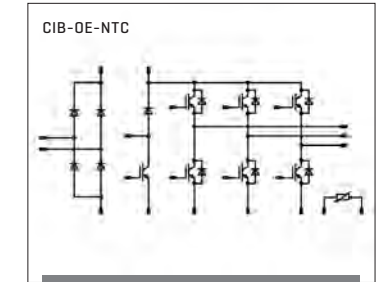
flowPIM 0 - page 76 + 77



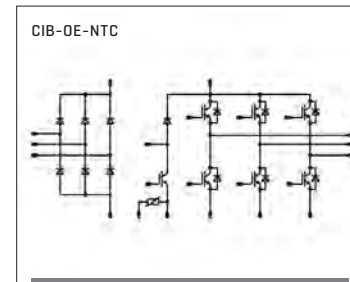
flowPIM 0 - page 76 + 77



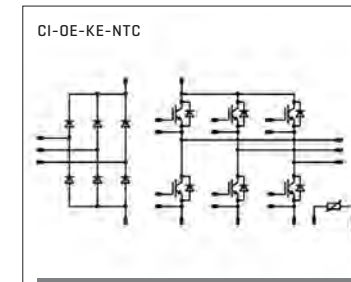
flowPIM 0 - page 76 + 77



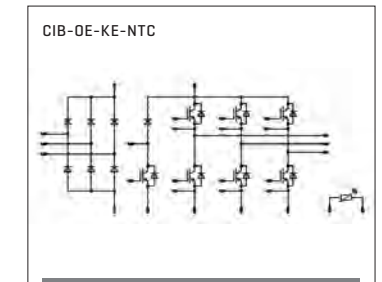
flowPIM 0 - page 76 + 77



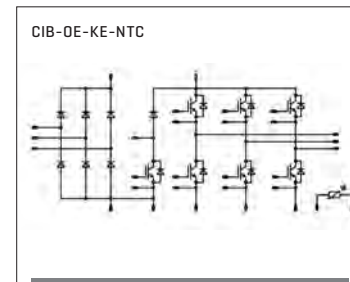
flowPIM 0 - page 76 + 77
flowPIM 00 1 - page 80



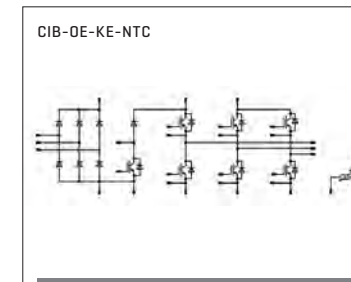
flowPIM 1 - page 79



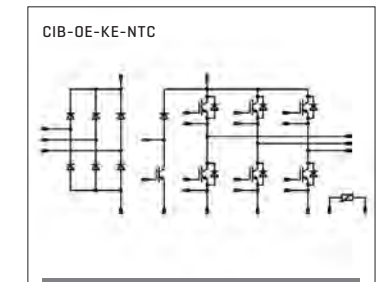
flowPIM 1 - page 79



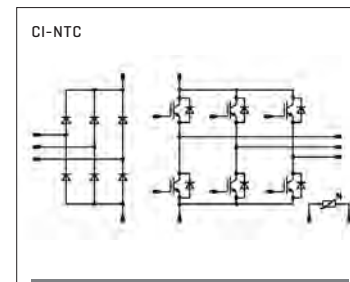
flowPIM 1 - page 79



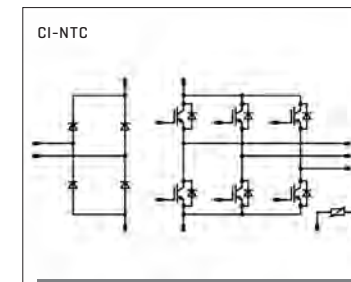
flowPIM 2 - page 81



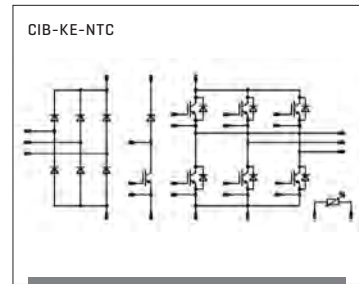
flowPIM 1 - page 79



MiniSKIP PIM 0 - page 82

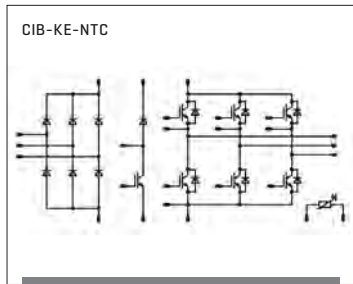


MiniSKIP PIM 0 - page 82



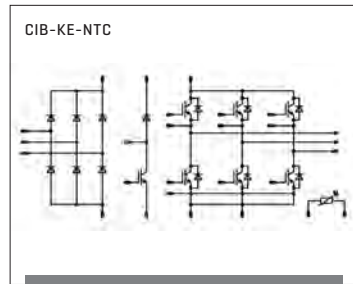
CIB-KE-NTC

MiniSKiiP® PIM 3 - page 85



CIB-KE-NTC

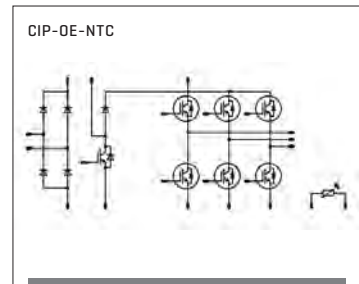
MiniSKiiP® PIM 1 - page 83
MiniSKiiP® PIM 2 - page 84



CIB-KE-NTC

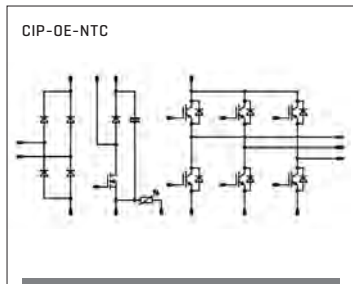
flowPIM® E1 - page 86
flowPIM® E2 - page 87

PIM+PFC (CIP)



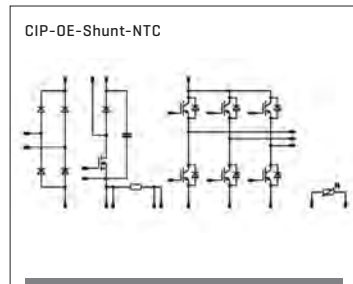
CIP-OE-NTC

flowPIM 0B + PFC - page 89



CIP-OE-NTC

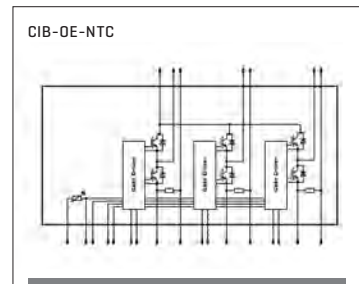
flowPIM 1 + PFC - page 91



CIP-OE-Shunt-NTC

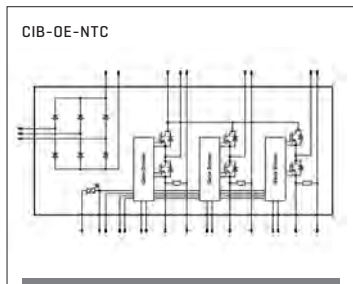
flowPIM 0B + PFC - page 90

IPM (CIB)



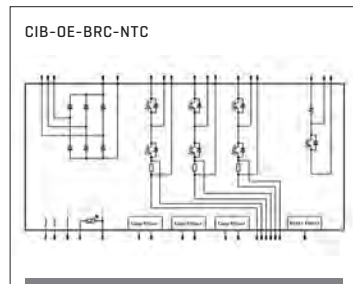
CIB-OE-NTC

flowIPM 1B (CI) - page 94



CIB-OE-NTC

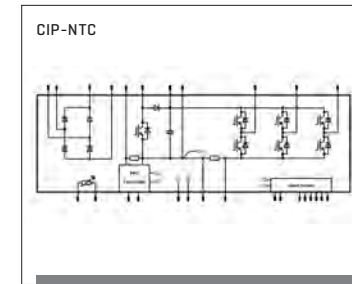
flowIPM 1B (CI) - page 94



CIB-OE-BRC-NTC

flowIPM 1C (CIB) - page 95

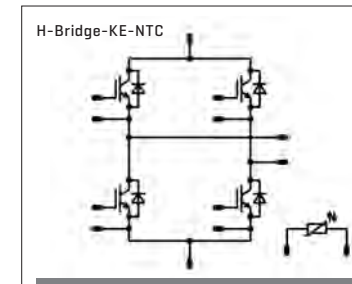
IPM (CIP/PIM+PFC)



CIP-NTC

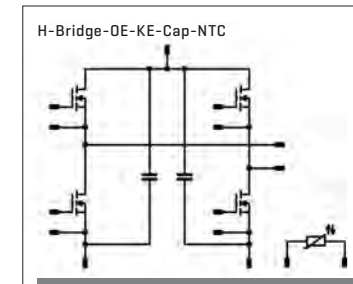
flowIPM 1B (CIP) - page 98

H-Bridge



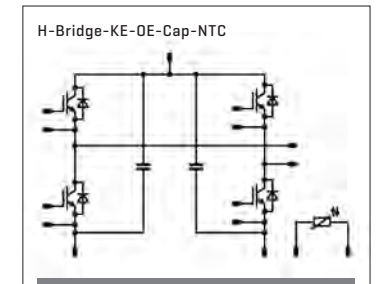
H-Bridge-KE-NTC

fastPACK 0 H - page 106



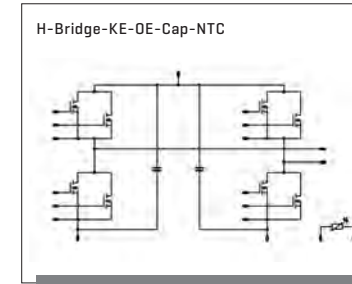
H-Bridge-OE-KE-Cap-NTC

fastPACK 1 MOS - page 110
fastPACK 0 SiC - page 107



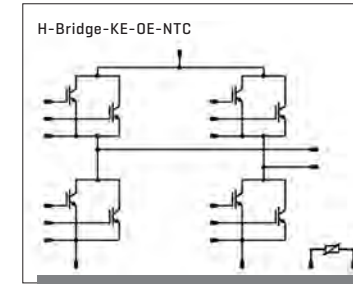
H-Bridge-KE-OE-Cap-NTC

flowPACK 1 HC - page 109



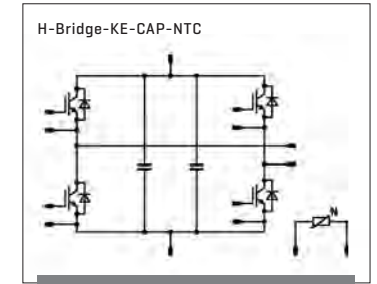
H-Bridge-KE-OE-Cap-NTC

fastPACK 1 MOS - page 111



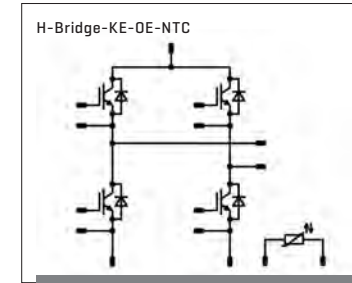
H-Bridge-KE-OE-NTC

flowPACK 1 MOS - page 111
flowPACK 1 H - page 108



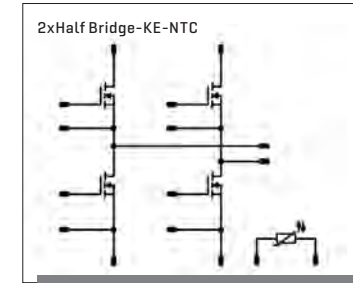
H-Bridge-KE-CAP-NTC

flowPACK 0 H - page 106



H-Bridge-KE-OE-NTC

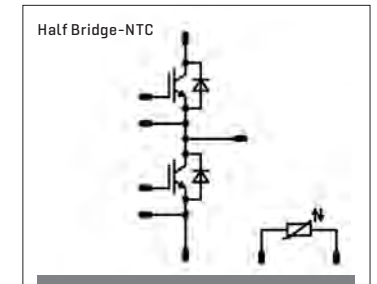
flowPACK 1 H - page 108



2xHalf Bridge-KE-NTC

fastPACK 0 SiC - page 107

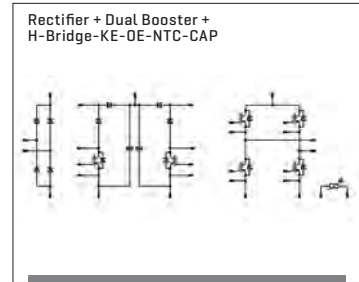
Half-Bridge



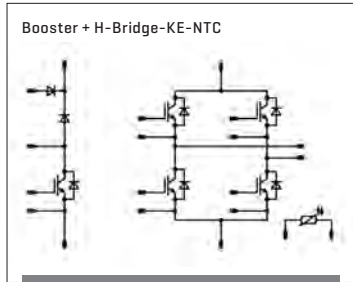
Half Bridge-NTC

flowPHASE 0 - page 99
flowPHASE 0 + NTC - page 100
MiniSKiiP® DUAL 2 - page 101

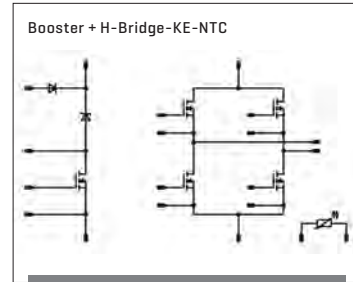
Single-phase Inverter



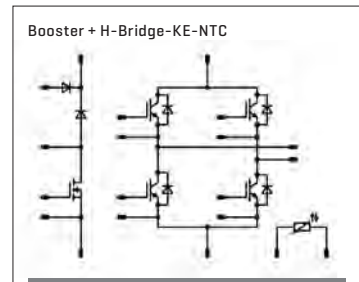
flowRPI 1 - page 114



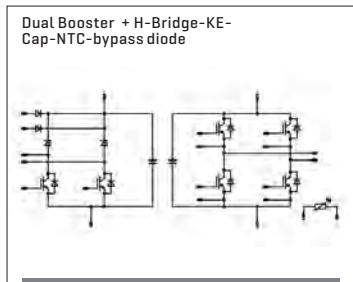
flowSOL 0 BI (TL) - page 115



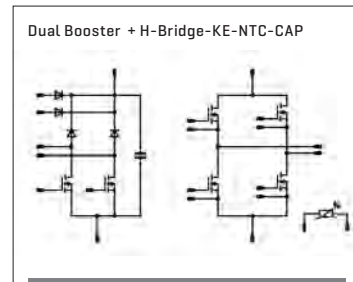
flowSOL 0 BI (T) primary - page 116



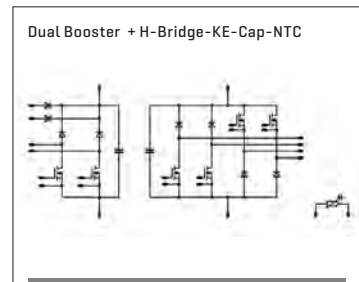
flowSOL 0 BI (TL) - page 115



flowSOL 1 BI (TL) - page 117

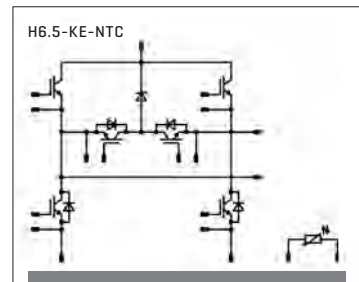


flowSOL 1 BI (T) primary - page 118

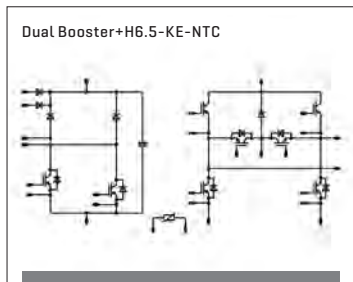


flowSOL 1 BI (TL) - page 115

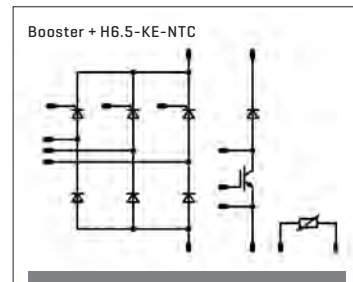
H6.5



flowPACK 1 H6.5 - page 121

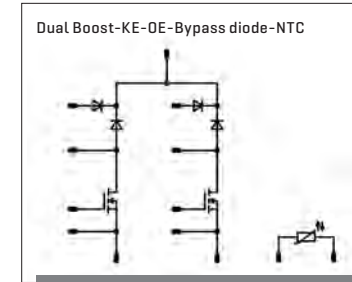


flowSOL 1 BI (TL) - page 121

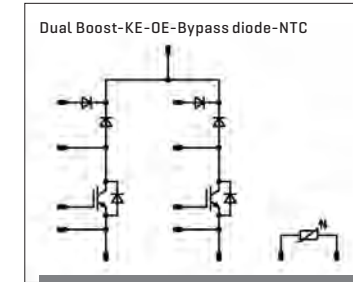


flowSOL 0 BI (TL) - page 120

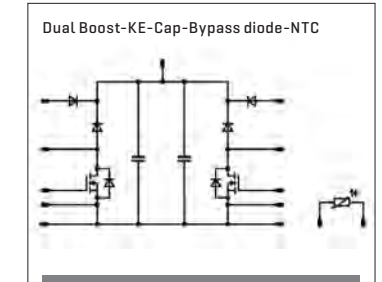
Booster




flowBOOST 0 - page 124
flowBOOST 0 dual - page 125



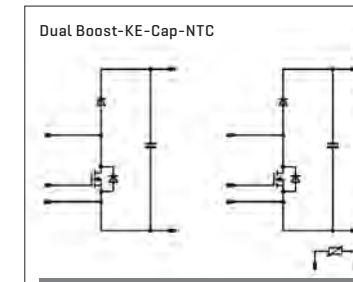
flowBOOST 0 - page 124
flowBOOST 0 dual - page 125



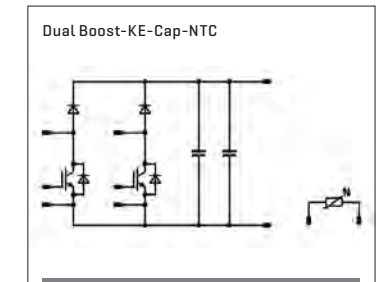
flowBOOST 1 dual SiC - page 126



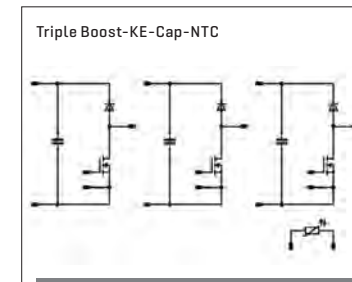
flowBOOST 1 dual SiC - page 126



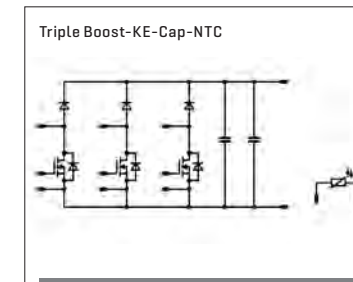
flowBOOST 0 SiC - page 129



flow2xBOOST 0 - page 127

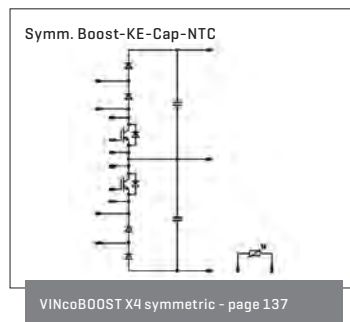
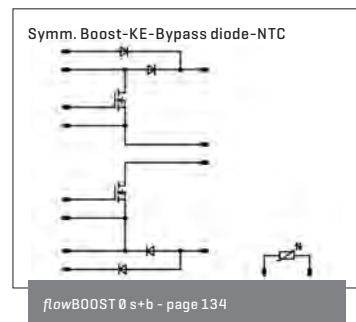
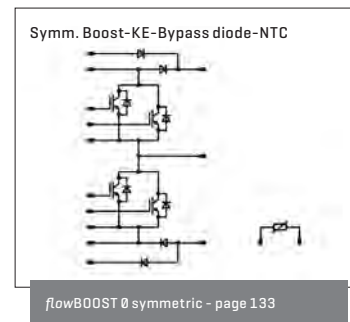
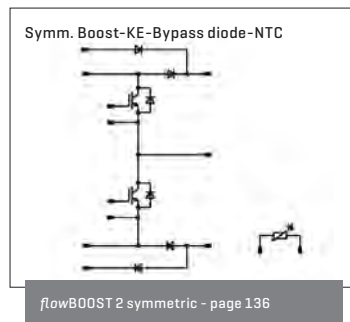
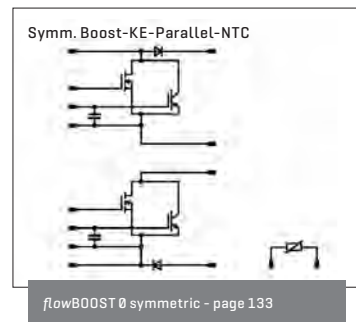
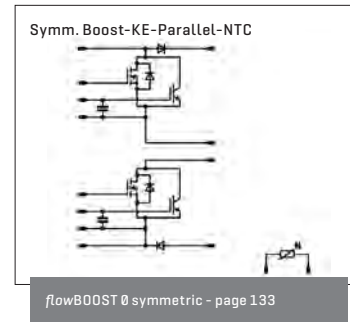
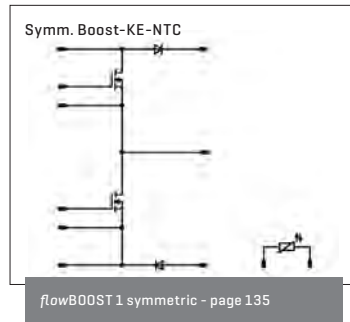
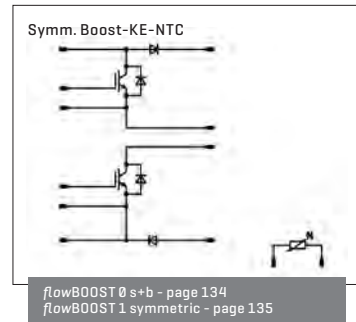


flow3xBOOST 0 - page 128

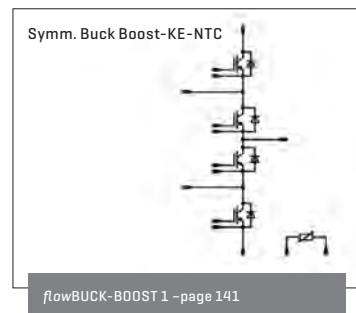


flow3xBOOST 0 - page 128

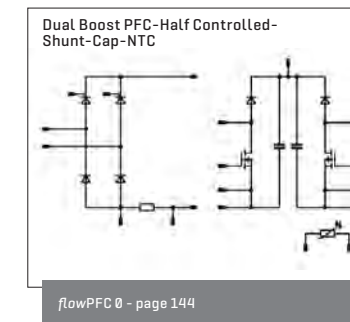
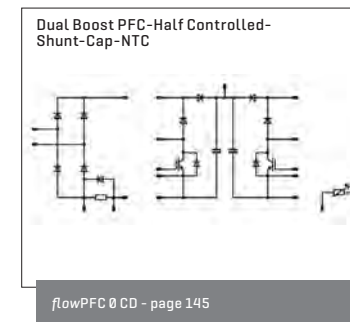
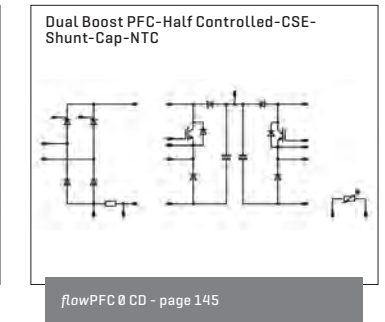
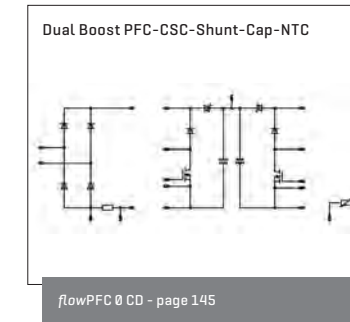
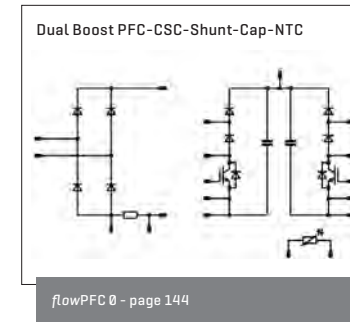
Booster Symmetric



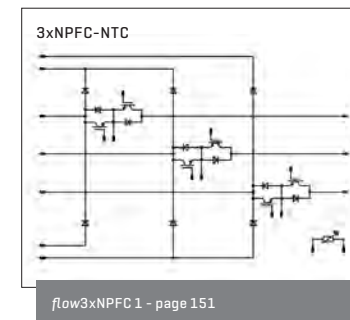
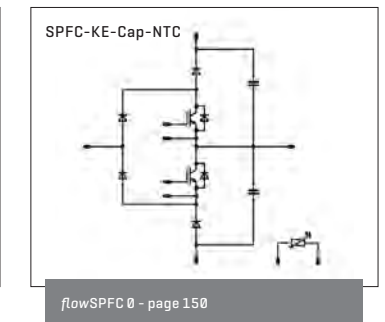
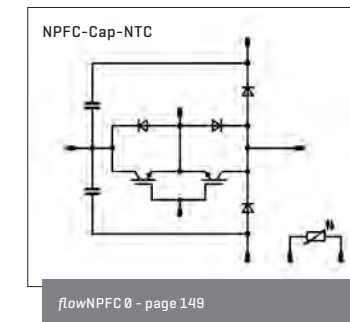
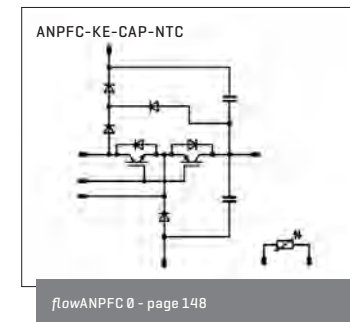
Buck-Booster Symmetric



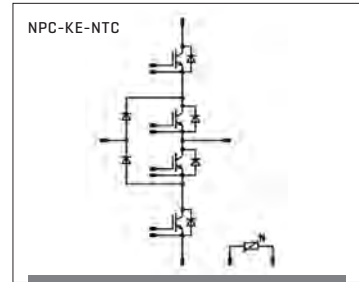
PFC (Single-phase applications)



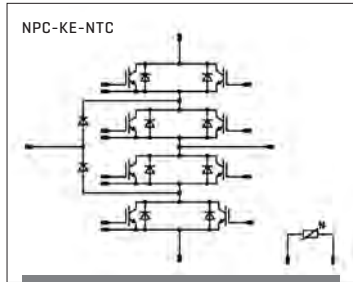
PFC (Three-phase applications)



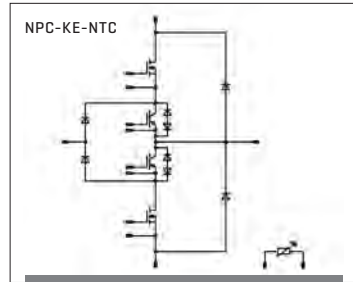
Three-level NPC (I-Type)



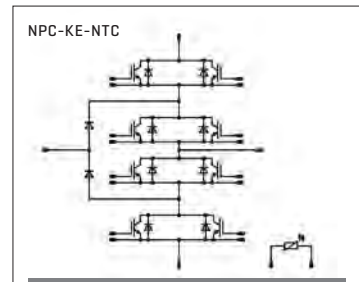
flowNPC 0 IGBT - page154



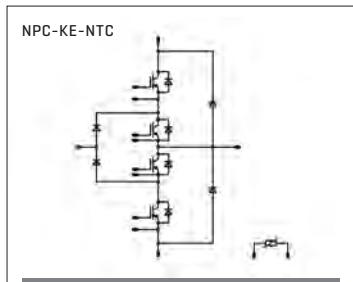
flowNPC 1 - page 157



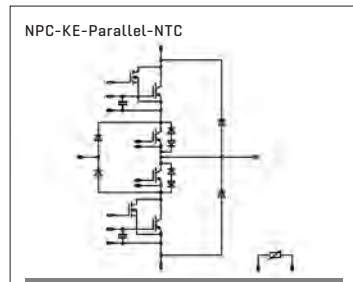
flowNPC 0 MOS - page 155



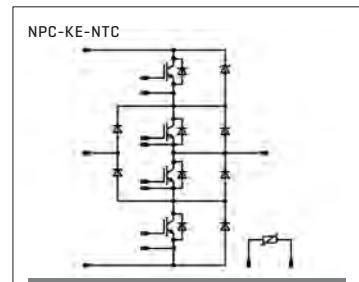
flowNPC 1 - page 157



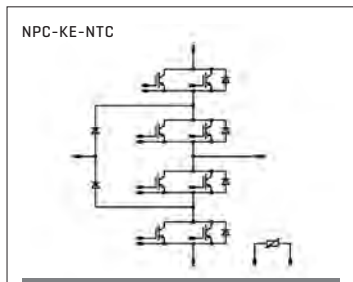
flowNPC 0 - page 154



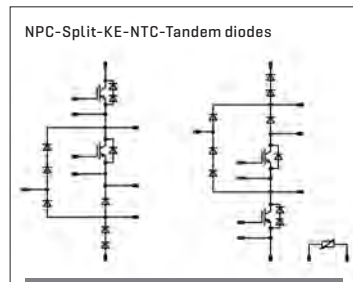
flowNPC 0 parallel - page 156
flowNPC 0 IGBT - page 154



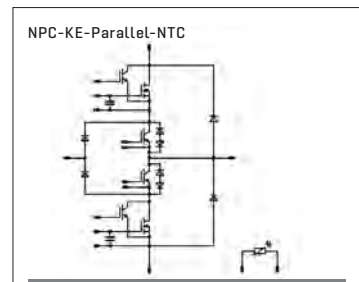
VINcoNPC X12 - page 164



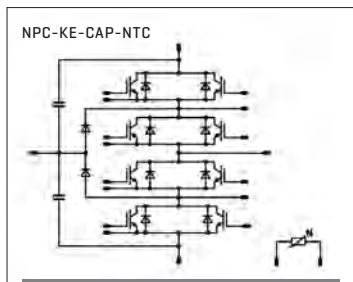
flowNPC 1 - page 157



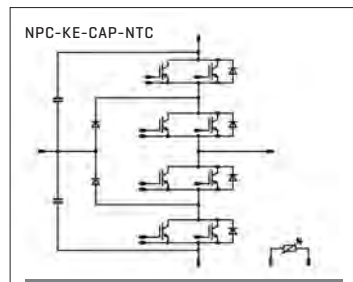
flowNPC 2 - page 161



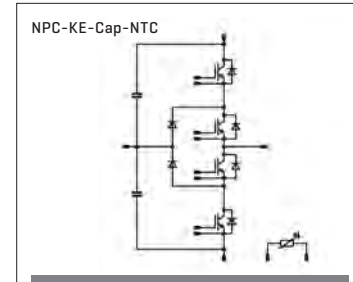
flowNPC 0 parallel - page 156
flowNPC 0 IGBT - page 154



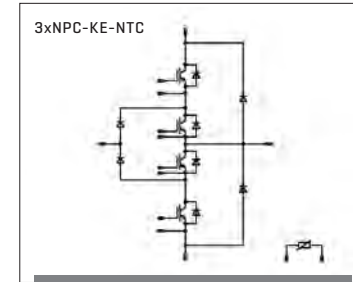
flowNPC 1 - page 157



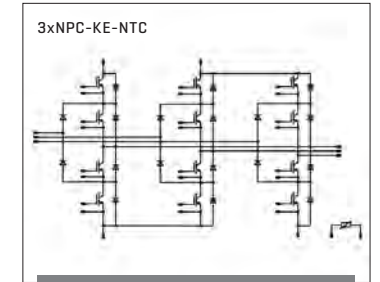
flowNPC 1 - page 157



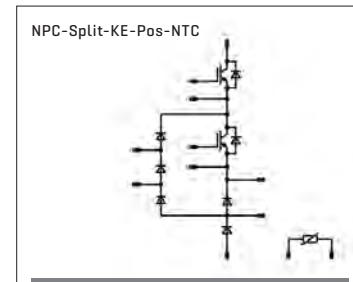
flowNPC 1 - page 157



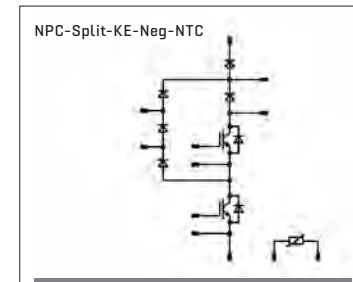
flowNPC 0 IGBT - page 154



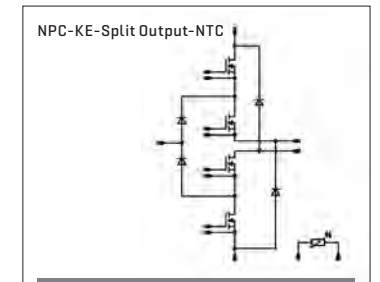
flow3xNPC 1 - page 158



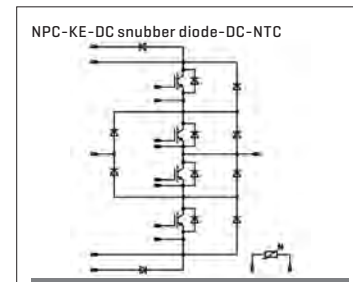
flowNPC 1 split - page 159



flowNPC 1 split - page 159

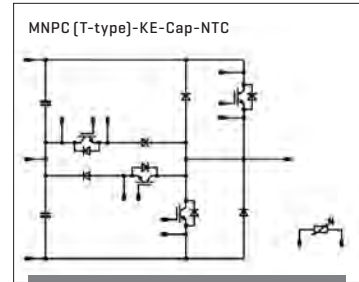


flowNPC 1 MOS - page 160

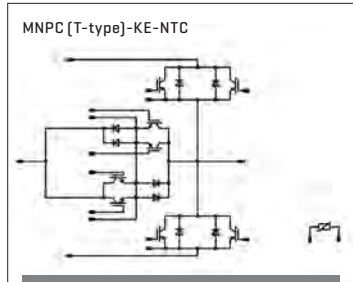


VINcoNPC X4 - page 162
VINcoNPC X8 - page 163

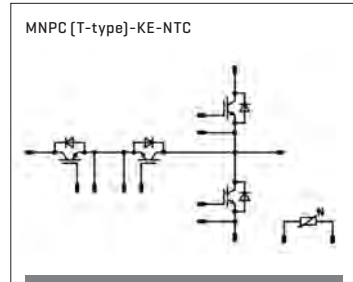
Three-level MNPC (T-Type)



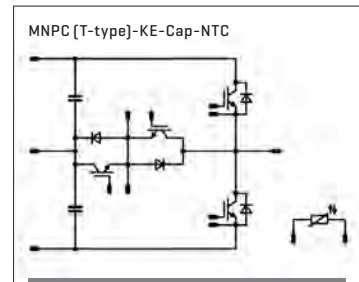
VINcoMNPc X12 - page 172



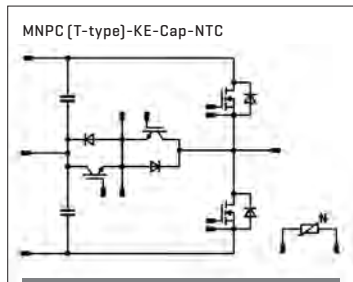
flowMNPc 1 - page 166



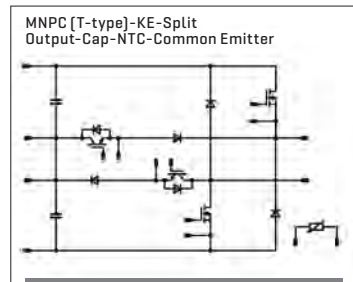
flowMNPc 0 - page 166
VINcoMNPc X4 - page 171



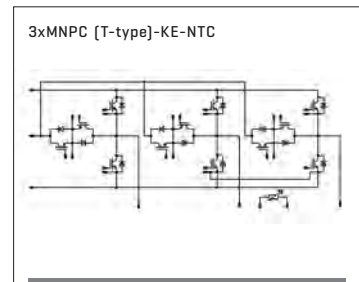
flowMNPc 0 - page 166
VINcoMNPc X12 - page 172



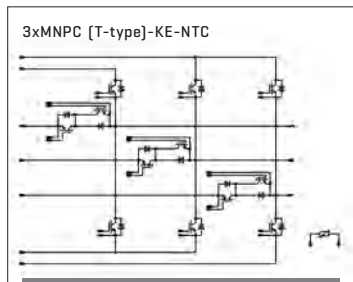
VINcoMNPc X4 - page 171



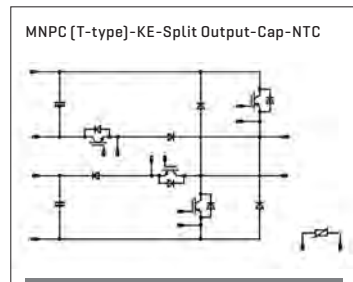
flowMNPc 0 SIC - page 167



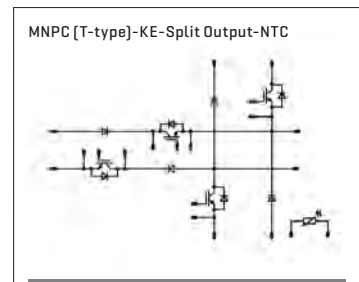
flow3xMNPc 1 - page 169



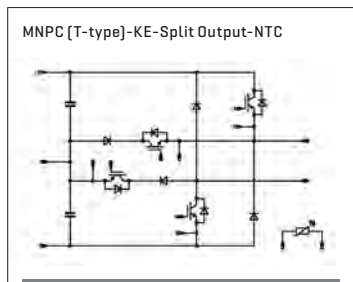
flow3xMNPc 1 - page 169



flowMNPc 0 SIC - page 167

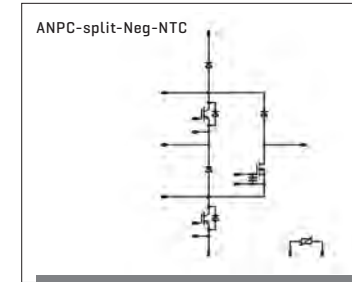


flowMNPc 2 - page 170

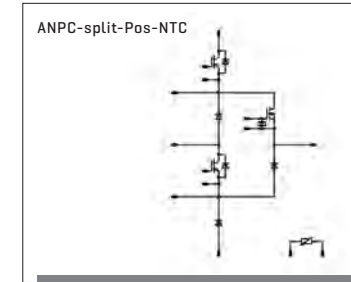


flowMNPc 1 - page 160

Three-level ANPC



flowANPC 1 split - page 174



flowANPC 1 split - page 174

Housing Items

flow housings

Housing	flow 0B	flow 0	flow 1	flow 1B	flow 1C	flow 2	flow90 0	flow90 1	flow E
Electrical connection to PCB	Solder	Solder Press-fit	Solder Press-fit	Solder Press-fit	Solder Press-fit	Solder Press-fit	Solder	Solder	Press-fit
Mechanical connection to PCB	srew	srew 2-clip 4-clip	srew 2-clip	srew	srew	srew 2-clip	optional	2-clip	srew
Baseplate	◻	◻	◻	◻	▪	▪	◻	◻	◻
Heigh [mm]	17	12 / 17	12 / 17	17	12	13 / 17	38	35	

Screw Terminals

Housing	VINco E3	VINco X
Contacts	srew	srew Press-fit
Mechanical connection to PCB	screw	screw
Baseplate	▪	▪
Heigh [mm]	17	16

MiniSKiiP® Housings

Housing	MiniSKiiP® 0	MiniSKiiP® 1	MiniSKiiP® 2	MiniSKiiP® 3
Contacts	spring	spring	spring	spring
Baseplate	◻	◻	◻	◻
Heigh [mm]	16	16	16	16

▪ Yes ◻ No

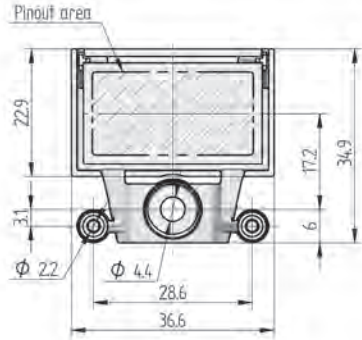
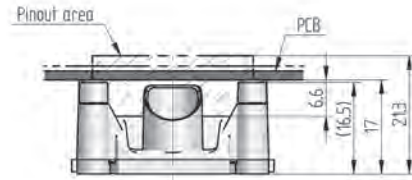
flow ØB 17 mm

Dimensions:

Height: 17 mm
 Length: 35 mm
 Width: 37 mm

Features:

- / Single screw heat sink mounting
- / Ultra-compact design
- / Thermo-mechanical push-and-pull force relief
- / Optionally with phase-change material



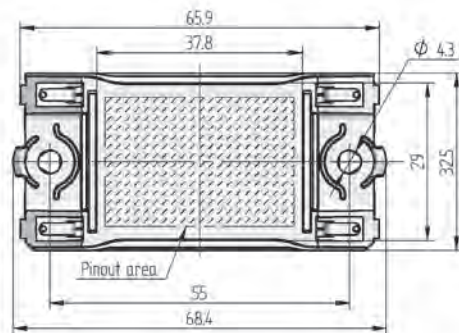
flow Ø 17 mm

Dimensions:

Height: 17 mm
 Length: 66 mm
 Width: 33 mm

Features:

- / 2-clips for fast, easy assembly
- / qualified for wave soldering
- / Convex shaped substrate for superior thermal contact
- / Thermo-mechanical push-and-pull force relief



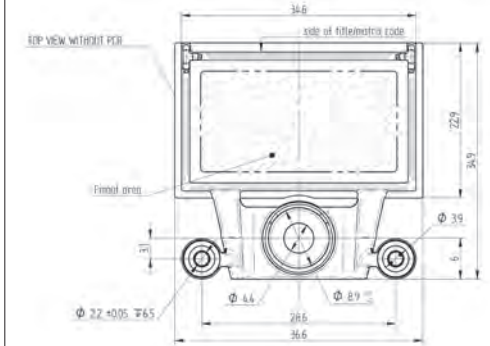
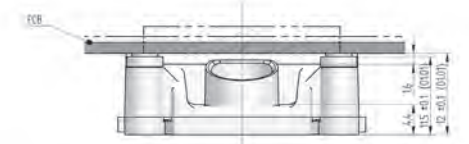
flow ØB 12 mm

Dimensions:

Height: 12 mm
 Length: 35 mm
 Width: 37 mm

Features:

- / Single screw heat sink mounting
- / Ultra-compact design
- / Thermo-mechanical push-and-pull force relief
- / Optionally with phase-change material



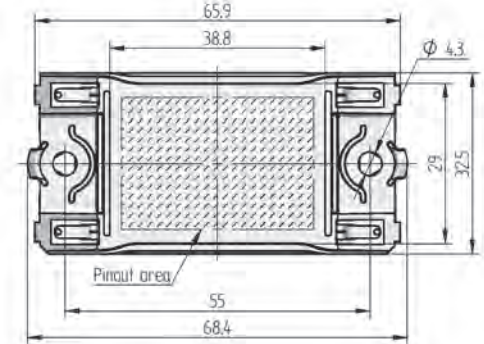
flow Ø 12 mm

Dimensions:

Height: 12 mm
 Length: 66 mm
 Width: 33 mm

Features:

- / 2-clips for fast, easy assembly
- / qualified for wave soldering
- / Convex shaped substrate for superior thermal contact
- / Thermo-mechanical push-and-pull force relief



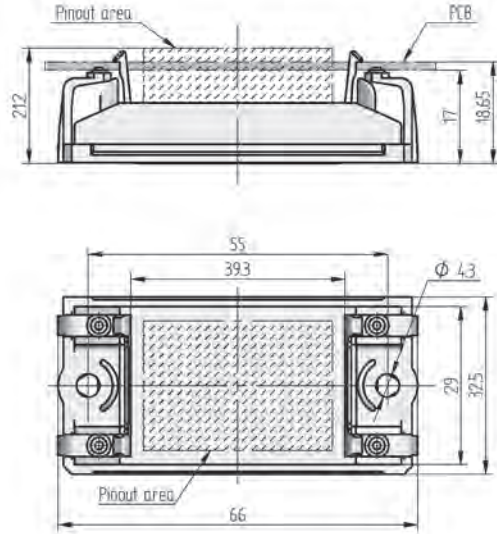
flow 0 17 mm 4-clip

Dimensions:

Height: 17 mm
 Length: 66 mm
 Width: 33 mm

Features:

- / 4-clips for fast, easy assembly
- / qualified for wave soldering
- / Convex shaped substrate for superior thermal contact
- / Thermo-mechanical push-and-pull force relief



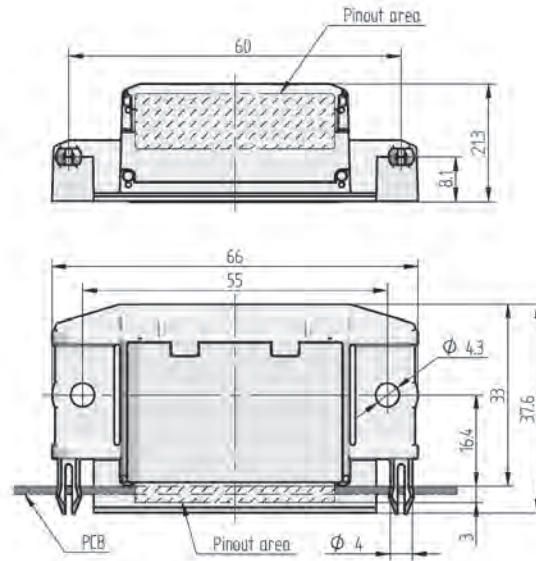
flow90 0

Dimensions:

Height: 38 mm
 Width: 66 mm
 Depth: 21 mm

Features:

- / 90° mounting angle between heatsink and PCB
- / clip or screw-on heatsink mounting
- / Thermo-mechanical push-and-pull force relief
- / clip-in PCB mounting
- / Complies with DIN and IEC standards
- / Topologies are easily customized
- / Pre-applied phase-change material available on demand



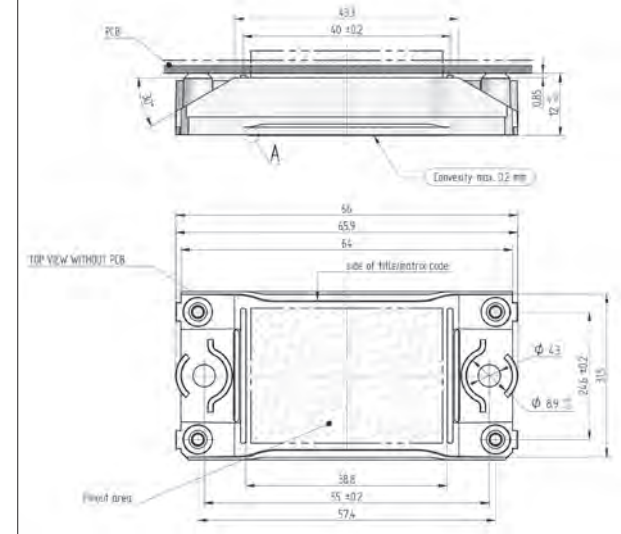
flow 0 12 mm 4-tower

Dimensions:

Height: 12 mm
 Length: 66 mm
 Width: 33 mm

Features:

- / 4-towers
- / Convex shaped substrate for superior thermal contact
- / Thermo-mechanical push-and-pull force relief



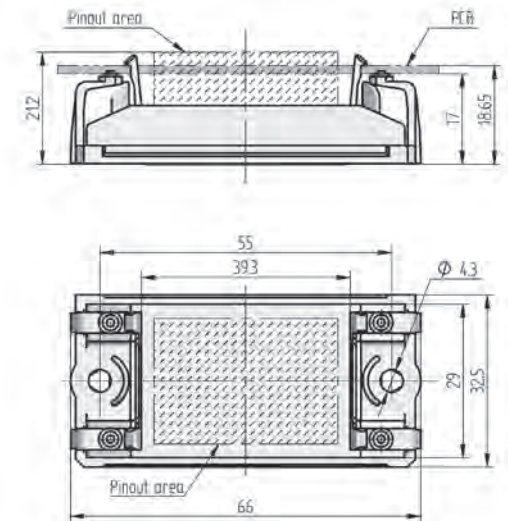

flow 1 17 mm 4-tower

Dimensions:

Height: 12 mm
 Length: 66 mm
 Width: 33 mm

Features:

- / 4-towers
- / Convex shaped substrate for superior thermal contact
- / Thermo-mechanical push-and-pull force relief



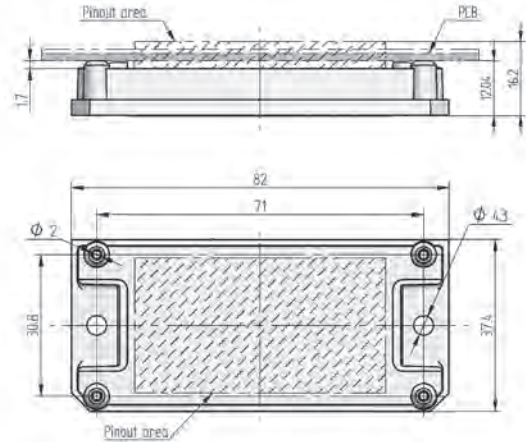
flow 1 12 mm 4-tower

Dimensions:

Height: 12 mm
 Length: 82 mm
 Width: 38 mm

Features:

- / 4-towers
- / Convex shaped substrate for superior thermal contact
- / Thermo-mechanical push-and-pull force relief



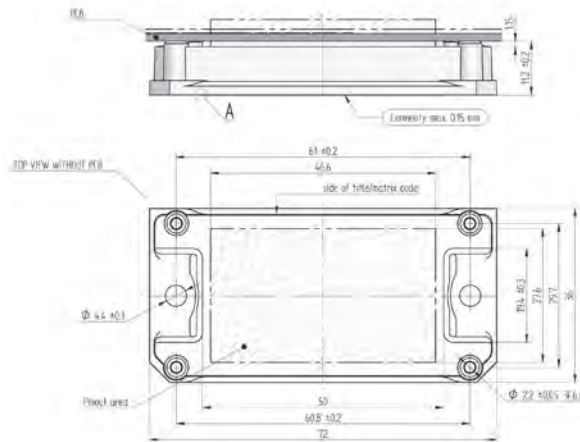

flow 1B 12 mm

Dimensions:

Height: 12 mm
 Length: 72 mm
 Width: 36 mm

Features:

- / 4-towers
- / Ceramic substrate for Thick-film based designs
- / Thermo-mechanical push-and-pull force relief



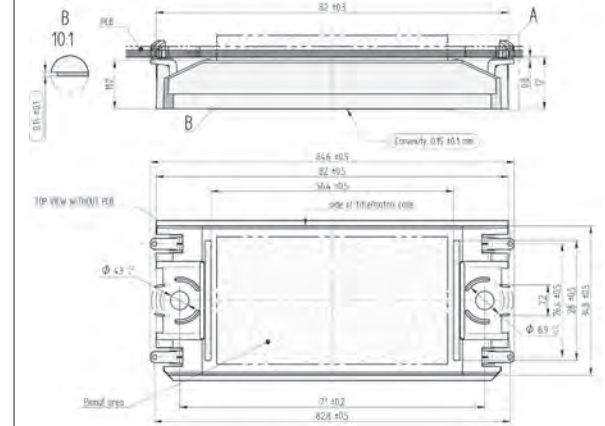
flow 1 12 mm 2-clip

Dimensions:

Height: 12 mm
 Length: 72 mm
 Width: 36 mm

Features:

- / -clip-in, reliable mechanical connection, qualified for wave soldering
- / Convex shaped substrate for superior thermal contact
- / Thermo-mechanical push-and-pull force relief



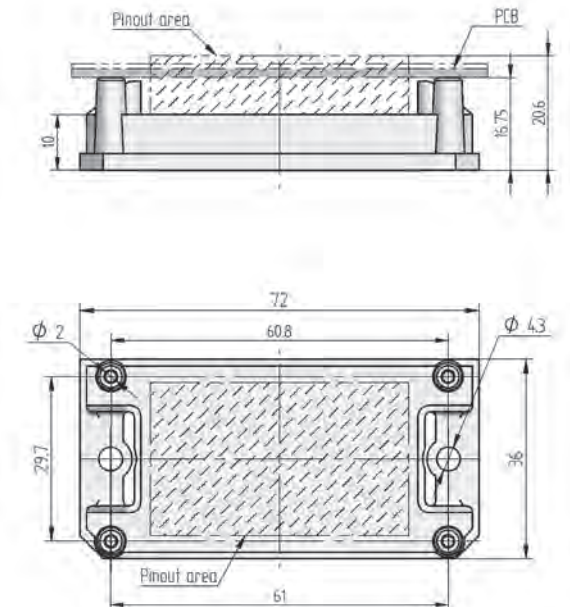
flow 1B 17 mm

Dimensions:

Height: 17 mm
 Length: 72 mm
 Width: 36 mm

Features:

- / 4-towers
- / Ceramic substrate for Thick-film based designs
- / Thermo-mechanical push-and-pull force relief



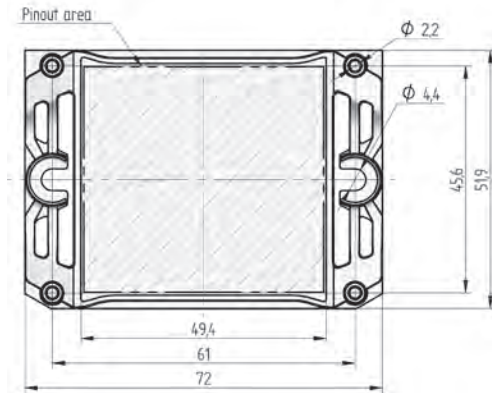
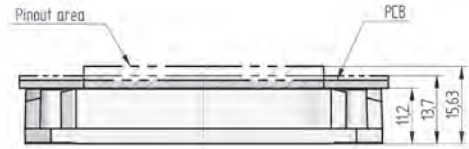
flow 1C

Dimensions:

Height: 12 mm
 Width: 72 mm
 Depth: 52 mm

Features:

- / 4-towers
- / Ceramic substrate for Thick-film based designs
- / Thermo-mechanical push-and-pull force relief



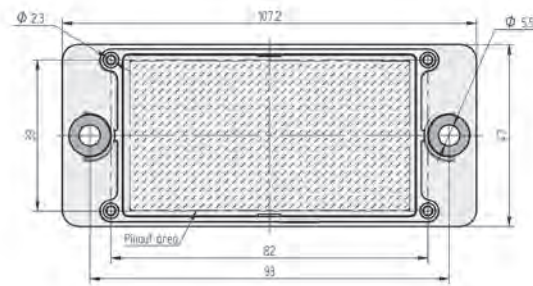
flow 2 17 mm

Dimensions:

Height: 17 mm
 Length: 107 mm
 Width: 47 mm

Features:

- / 4-towers
- / Convex shaped baseplate for superior thermal contact
- / Cu baseplate
- / Thermo-mechanical push-and-pull force relief



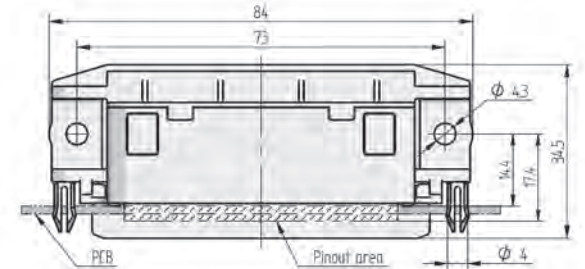

flow90 1

Dimensions:

Height: 35 mm
 Width: 84 mm
 Depth: 21 mm

Features:

- / 90° mounting angle between heatsink and PCB
- / clip or screw-on heatsink mounting
- / clip-in PCB mounting
- / Thermo-mechanical push-and-pull force relief



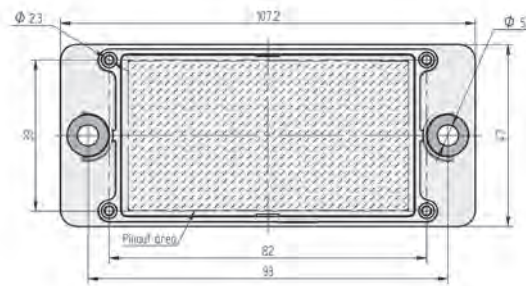
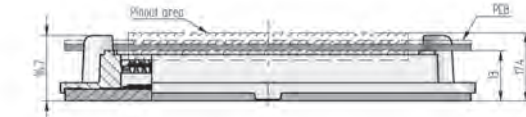
flow 2 13 mm

Dimensions:

Height: 13 mm
 Length: 107 mm
 Width: 47 mm

Features:

- / 4-towers
- / Convex shaped baseplate for superior thermal contact
- / Cu baseplate
- / Thermo-mechanical push-and-pull force relief



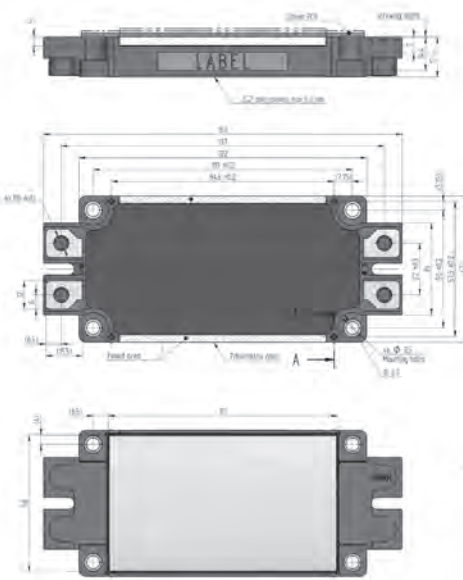

VINco E3

Dimensions:

Height: 17 mm
 Length: 152 mm
 Width: 62 mm

Features:

- / SoLid Cover Technology
- / Standard mid-power industry package
- / Driver pins are available in press-fit and solder-pin
- / M6 High Power Screw Contact



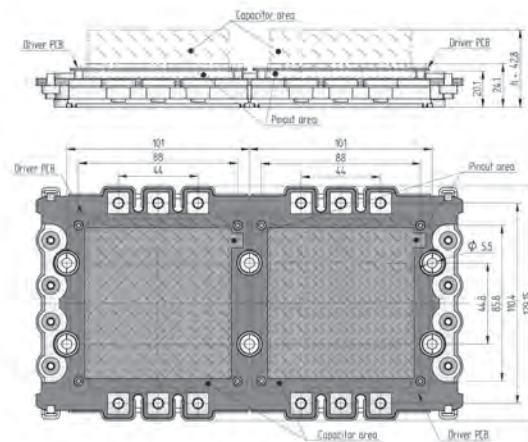

VINco X8

Dimensions:

Height: 16 mm
 Length: 242 mm
 Width: 129.2 mm

Features:

- / Low inductive Package
- / M4 low inductive interface for easy paralleling
- / M6 high power screw contact
- / Press-fit pin driver contact
- / Fully symmetrical layouts



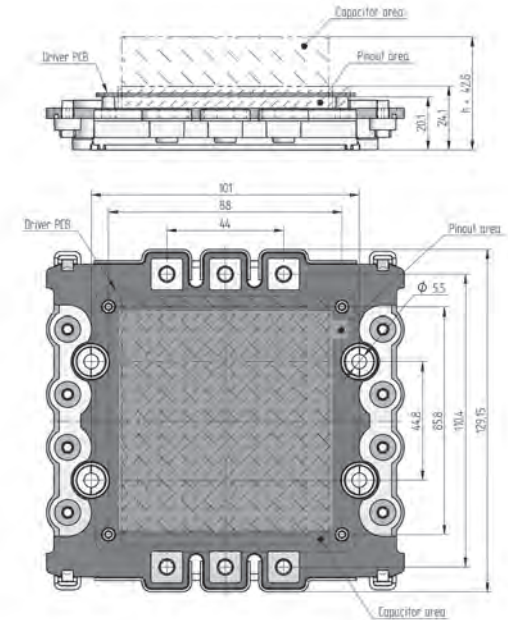

VINco X4

Dimensions:

Height: 16 mm
 Length: 134.8 mm
 Width: 129.2 mm

Features:

- / Low inductive Package
- / M4 low inductive interface for easy paralleling
- / M6 high power screw contact
- / Press-fit pin driver contact
- / Fully symmetrical layouts



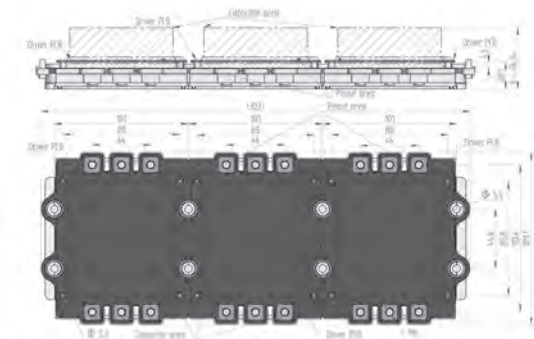

VINco X12

Dimensions:

Height: 16 mm
 Length: 323 mm
 Width: 129.2 mm

Features:

- / Low inductive Package
- / M6 high power screw contact
- / Press-fit pin driver contact
- / Fully symmetrical layouts



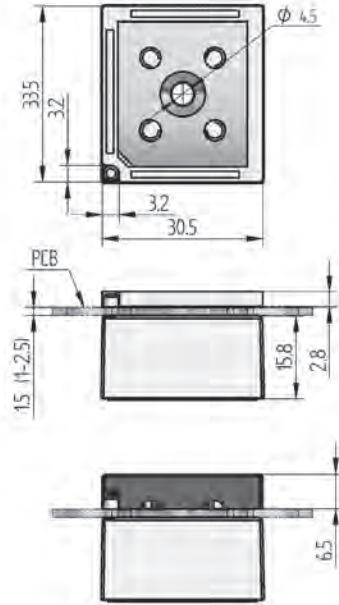
MiniSKiiP® 0

Dimensions:

Height: 16 mm
 Length: 34 mm
 Width: 31 mm

Features:

- / Easy assembly in one mounting step
- / Flexible PCB design w/o pin holes
- / Solderless spring contacts
- / Rugged spring contact



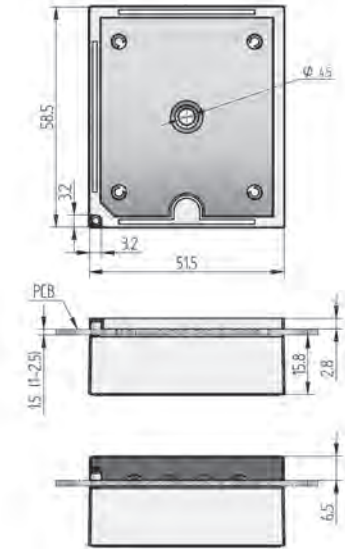
MiniSKiiP® 2

Dimensions:

Height: 16 mm
 Length: 59 mm
 Width: 52 mm

Features:

- / Easy assembly in one mounting step
- / Flexible PCB design w/o pin holes
- / Solderless spring contacts
- / Rugged spring contact



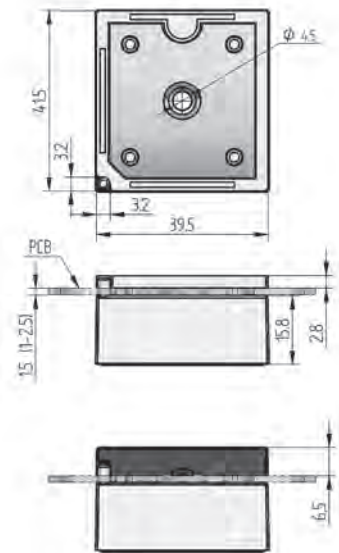
MiniSKiiP® 1

Dimensions:

Height: 16 mm
 Length: 42 mm
 Width: 40 mm

Features:

- / Easy assembly in one mounting step
- / Flexible PCB design w/o pin holes
- / Solderless spring contacts
- / Rugged spring contact



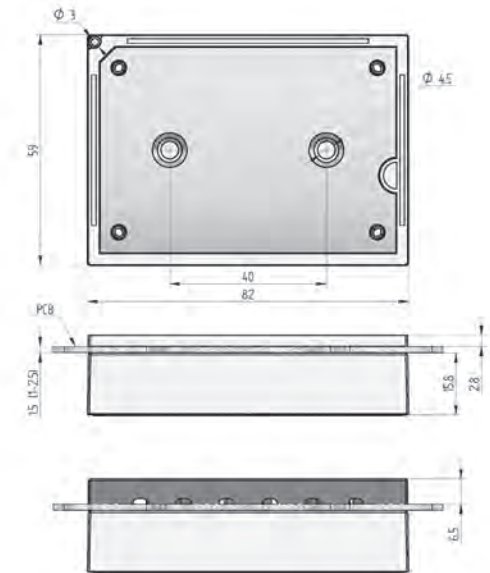

MiniSKiiP® 3

Dimensions:

Height: 16 mm
 Length: 82 mm
 Width: 59 mm

Features:

- / Easy assembly in one mounting step
- / Flexible PCB design w/o pin holes
- / Solderless spring contacts
- / Rugged spring contact



HOUSING DETAILS

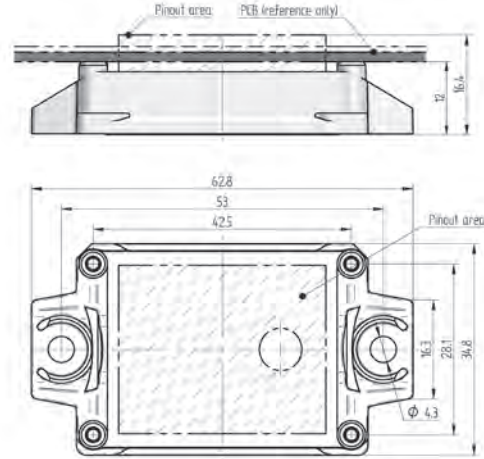
flow E1

Dimensions:

Height: 12 mm
 Length: 62 mm
 Width: 34 mm

Features:

- / Convex shaped substrate for superior thermal contact
- / Compact design
- / CT1600 housing material
- / Thermo-mechanical push-and-pull force relief



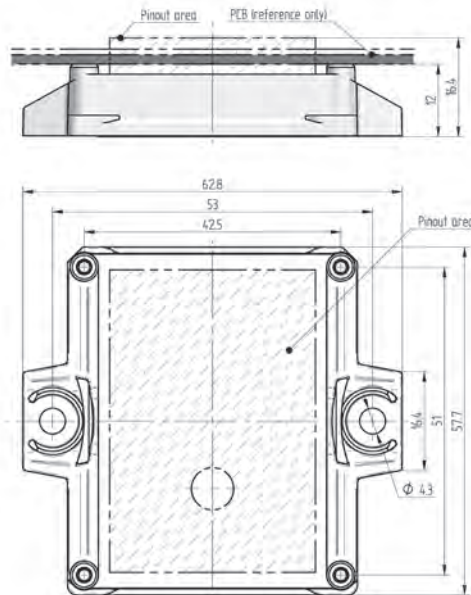
flow E2

Dimensions:

Height: 12 mm
 Length: 62 mm
 Width: 57 mm

Features:

- / Convex shaped substrate for superior thermal contact
- / Compact design
- / CT1600 housing material
- / Thermo-mechanical push-and-pull force relief



RECTIFIER [+BRAKE]

SIXPACK

SIXPACK+RECTIFIER

SEVENPACK

PIM [CIB]

PIM+PFC [CIP]

IPM [CIB]

IPM [CIP_PIM+PFC]

HALF-BRIDGE

H-BRIDGE

SINGLE-PHASE-INVERTER

H6.5

BOOSTER

BOOSTER-SYMMETRIC

Buck-Booster Symmetric

PFC [Single-phase applications]

PFC [Three-phase applications]

Three-level NPC [I-Type]

Three-level MNPC [T-Type]

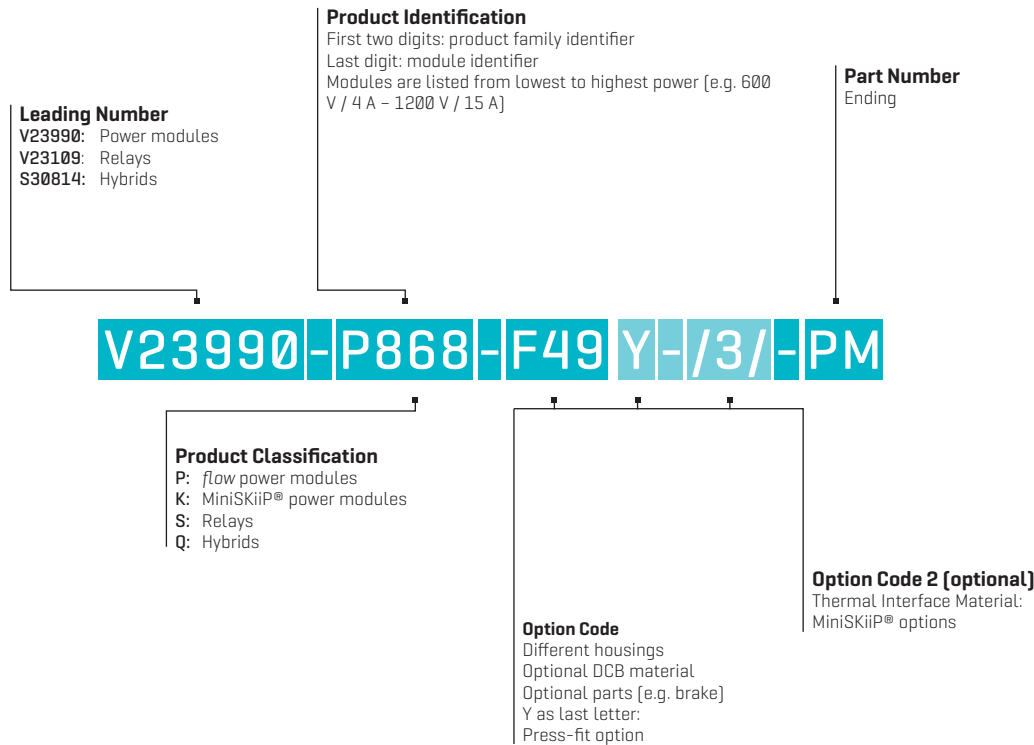
Three-level ANPC

Schematics / Housings

Naming System

VERSION 1

This ordering code is identical with the product name shown here. It remains valid for all products released before mid 2009 and subsequent releases within product families established before 2009.



VERSION 2

Version 2 introduces a new name and ordering code for products released after mid 2009.

* Examples

- / The new product name describes the module's characteristics.
- / The new ordering code extends the product's name. It is listed in the product data sheet.



COMPONENT TECHNOLOGY FEATURES

IGBT fast	/ High efficiency in hard switching and resonant topologies / High speed switching / Low gate charge
IGBT H5	/ High efficiency in hard switching and resonant topologies / High speed switching / Low gate charge
IGBT M6	/ 10 µs short circuit time / Low gate capacitance / Low loss
IGBT M7	/ Easy paralleling / Low turn-off losses / Low collector emitter saturation voltage / Positive temperature coefficient / Short tail current / Switching optimized for EMC
IGBT RC	/ Optimised collector emitter saturation voltage and forward voltage for low conduction losses Reverse conductive IGBT technology / Smooth switching performance leading to low EMI levels
IGBT S5	/ High speed and smooth switching / Low gate charge / Very low collector emitter saturation voltage
IGBT UltraFast	/ High input impedance / High speed switching / Low saturation voltage
IGBT2 HS	/ High speed switching / Low turn-off losses / Positive temperature coefficient / Short circuit prove
IGBT3	/ Easy paralleling / Low turn-off losses / Low collector emitter saturation voltage / Positive temperature coefficient / Short tail current
IGBT3 HS	/ High speed switching / Low EMI / Low turn-off losses / Low collector emitter saturation voltage
IGBT3 LL	/ Easy paralleling / Low turn-off losses / Positive temperature coefficient / Short tail current
IGBT4	/ Easy paralleling / Low turn-off losses / Low collector emitter saturation voltage / Positive temperature coefficient / Short tail current
IGBT4 HS	/ Easy paralleling / High speed switching / Low switching losses
Infineon CoolMOS™ C3	/ Easy to use/drive
Infineon CoolMOS™ C6	/ Easy to use/drive / Extremely low losses / Very high commutation ruggedness
Infineon CoolMOS™ CFD2	/ Easy to use/drive / Extremely low losses / Ultra-fast body diode / Very high commutation ruggedness
Infineon CoolMOS™ CP	/ Lowest drain source on state resistance per chip area / Ultra low effective capacitances / Ultra low gate charge
NPT IGBT	/ High input impedance / High speed switching / Low saturation voltage
Parallel Switch	/ High speed switching / MOSFET paralleled with IGBT / Very low switching and conduction losses
Rectifier	/ High inrush current capability
SiC MOSFET	/ Fast reverse recovery / High speed SiC-MOSFET technology / Low on-resistance
ST MDmesh™ M5	/ Avalanche tested / Low gate input resistance / Low input capacitance and gate charge
Thyristor (SCR)	/ High inrush current capability
Trench Field Stop IGBT	/ Positive temperature coefficient / Very low saturation voltage
Trench Field Stop II IGBT	/ Low gate charge / Low collector emitter saturation voltage

ABBREVIATIONS

AC	Alternating Current
Al₂O₃	Aluminium Oxide
AlN	Aluminium Nitride
AMNPC	Advanced MNPC
ANPFC	Advanced Neutral Boost PFC
BRC	Brake Chopper
CI	Converter Inverter
CIB	Converter Inverter Break
DC	Direct Current
DCB	Direct Copper Bonding
EMC	Electromagnetic Compatibility
FET	Field-Effect Transistor
FWD	Free Wheeling Diode
IGBT	Insulated Gate Bipolar Transistor
IPM	Intelligent Power Module
JFET	Junction Field-Effect Transistor
KE	Kelvin Emitter
LVRT	Low Voltage Ride Through
MNPC	Mixed voltage NPC
MOSFET	Metal-Oxide Semiconductor Field-Effect Transistor
MPP	Maximum Power Point
NPC	Neutral Point Clamp
NPFC	Neutral Power Factor Correction
NTC	Negative Temperature Coefficient
OE	Open Emitter
PCM	Phase-change Material
PFC	Power Factor Correction
PIM	Power Integrated Module
PTC	Positive Temperature Coefficient
R_{DS(on)}	On resistance
REACH	Registration, Evaluation, Athorization & Restriction of Chemicals [EU 1907/2006]
RoHS	Restriction of certain Hazardous Substances [EU 2011/65]
R_{th}	Thermal Resistance
SCR	Silicon Controlled Rectifier [thyristor]
Si	Silicon
SiC	Silicon Carbide
SMPS	Switching Mode Power Supplies
SPFC	Symmetric Boost
TIM	Thermal Interface Material
T_j	Junction Temperature
UPS	Uninterruptable CHARGER STATIONS
ZVS	Zero Voltage Switching



VINCOTECH **WORLDWIDE**

▲ HEADQUARTERS ■ DESIGN CENTER ◆ SALES OFFICES ● MANUFACTURING

LOCATIONS

Vincotech is an internationally expanding company within the Mitsubishi Electric Corporation. The firm is headquartered in Germany and operates a production site in Hungary.

The information provided herein is believed to be reliable at press time. Vincotech assumes no responsibility for inaccuracies or omissions. Vincotech assumes no responsibility for the use of this information, and all such information shall be entirely at the users own risk.

Product specifications are subject to change without notice.
Vincotech does not authorize or warrant any of its products for use in life-support devices and / or systems.

- / CoolMOS is a trademark of Infineon Technologies AG
- / Rapid diode is a trademark of Infineon Technologies AG
- / Wolfspeed is a trademark
- / TRENCHSTOP™ is a trademark of Infineon Technologies AG
- / ROHM is a trademark
- / STEALTH is a trademark of Semiconductor Components Industries, L.L.C.
- / SEMIKRON is a trademark
- / Mini® is a trademark of SEMIKRON Elektronik GmbH & Co. KG
- / Thermigrease is a trademark of Dr. Dietrich Müller GmbH
- / Vincotech is a trademark
- / flowPIM is a trademark of Vincotech Holdings S.à.r.l.
- / Wacker is a trademark of Wacker Chemie AG
- / UL and the UL logo are trademarks of UL LLC®
- / ST MDmesh™ M5 is a trademark of STMicroelectronics Group.



YOUR CONTACT

Vincotech Shanghai Rep. Office

Room B, 4F / Huadu Tower / No.838 Zhangyang Road / Pudong district

Shanghai / China / 200120

T +86 21 689 118 53 / F +86 21 689 118 53 - 610

www.vincotech.com